



**NORTH AMERICA CATALOGUE**



# **NORTH AMERICA CATALOGUE**



Craftsmanship meets the technological vanguard.

We at Penta Light design and produce high-quality lamps, with a contemporary design which are 100% made in Italy. In the course of our history we have interpreted the ideas of sought-after and never predictable designers, transforming their vision into objects in which formal beauty meets functional utility.

In everything we do, we are inspired by the art of master craftsmen, who put their heart, skill and knowledge into the service of their skilled hands.

While remaining faithful to our origins, we experiment with new solutions and thanks to the development and use of cutting-edge technology we are able to enrich our tradition with new expressive and aesthetic codes.

# Index

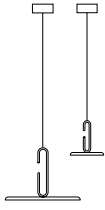
122	<b>Acorn</b>	64	<b>Glo Maxi</b>	146	<b>Plates</b>
24	<b>Altura</b>	42	<b>Hang Out</b>	150	<b>Keys</b>
128	<b>Aprile</b>	140	<b>Lit</b>		
70	<b>Clash</b>	80	<b>Mamì</b>		
12	<b>Clip</b>	116	<b>Mom</b>		
134	<b>Elisabeth</b>	98	<b>Narciso</b>		
18	<b>Enoki</b>	104	<b>Storm</b>		
86	<b>Feel</b>	74	<b>Vela</b>		
32	<b>Glifo</b>	110	<b>Wonder</b>		
52	<b>Glo</b>				






# Suspension

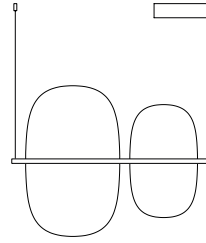
---




12  
**Clip**



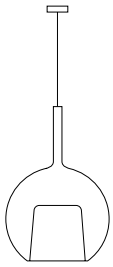
24  
**Altura**



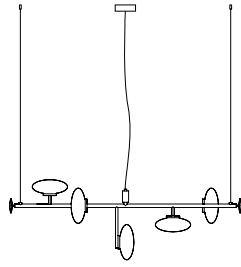
42  
**Hang Out**



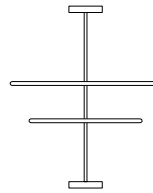
52  
**Glo**



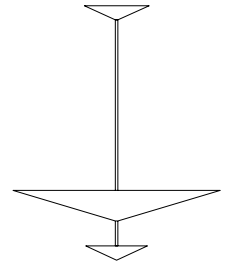
64  
**Glo Maxi**



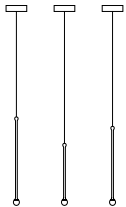
80  
**Mami**



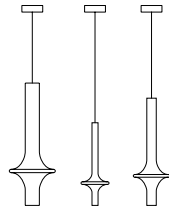
86  
**Feel**



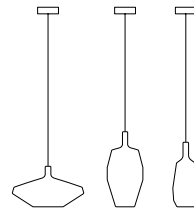
98  
**Narciso**



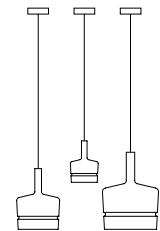
104  
**Storm**



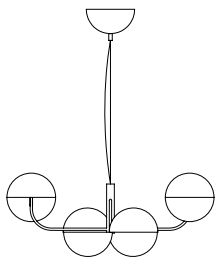
110  
**Wonder**



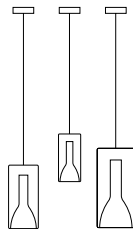
116  
**Mom**



122  
**Acorn**



134  
**Elisabeth**

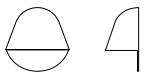


140  
**Lit**

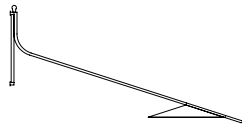
---

# Wall

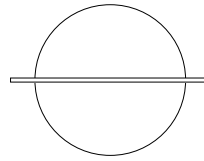
---



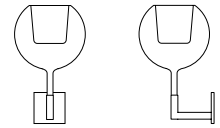
18  
**Enoki**



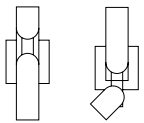
32  
**Glifo**



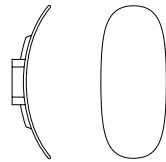
42  
**Hang Out**



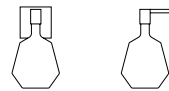
52  
**Glo**



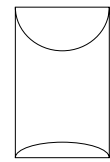
70  
**Clash**



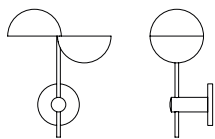
74  
**Vela**



116  
**Mom**




128  
**Aprile**



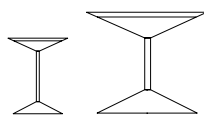
134  
**Elisabeth**

## Table

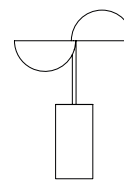
---



52  
Glo



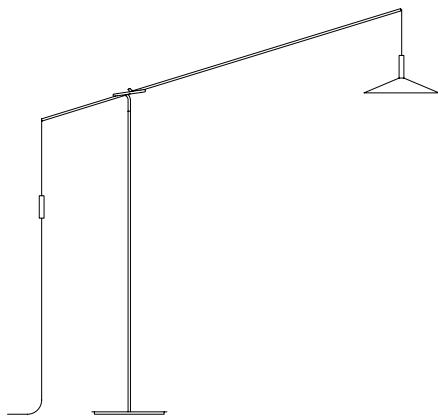
98  
Narciso



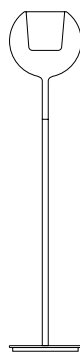
134  
Elisabeth

## Floor

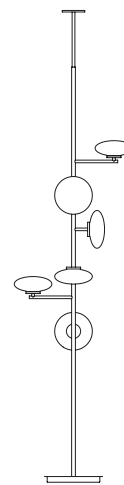
---



24  
Altura



52  
Glo



80  
Mami

---

# CLIP

Clip is a collection of suspension lamps defined by a thin disc coupled with an open slot hooked to the support cable. An accessory from contemporary aesthetics, a glamorous ceiling jewel.







# Clip

## TECHNICAL INFO

### **1707-24 LARGE OPEN SUSPENSION**

16W - 3000K - 1900lm

LED CERTIFICATION  
PENDING

### **1707-22 MINI OPEN SUSPENSION**

7W - 3000K - 850lm

LED CERTIFICATION  
PENDING

### **1907-90 CANOPY TYPE C LARGE OPEN SUSPENSION**

Ø4.4" x H2"

Black - Gold

Dimmable 0-10V / Dimmable phase cut

Wire RAL 9005

CERTIFICATION  
PENDING

### **1707-91 CANOPY TYPE F MINI OPEN SUSPENSION**

Ø4.4" x H2"

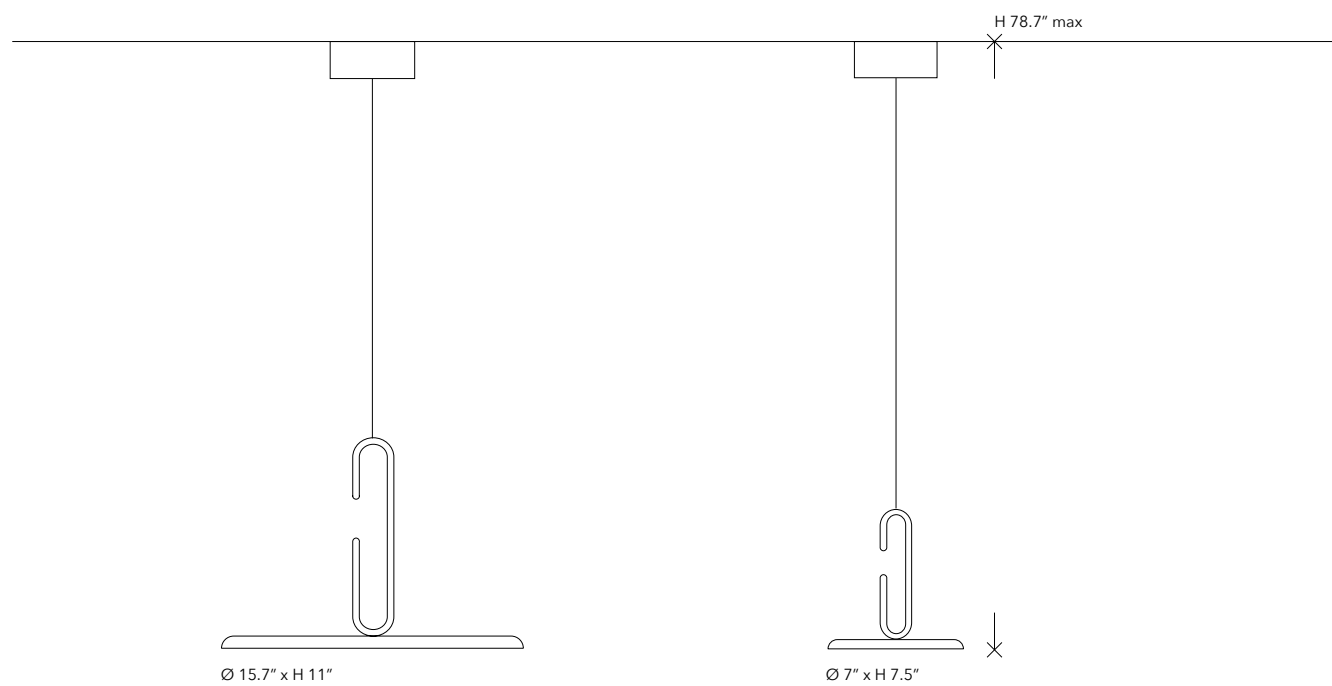
Black - Gold

On - off / Dimmable 0-10V

Wire RAL 9005

CERTIFICATION  
PENDING





Finishes

Structure



Matt black



Matt gold

# ENOKI

Resuming shapes from art deco, this wall lamp combines a metal sheet with a protruding half-dome. Enoki can be a single design object or combined with other similar elements, assembled with different orientations.







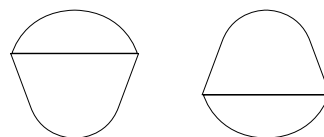
# Enoki

## TECHNICAL INFO

### **1708-30 WALL**

10W - 3000K - 469lm  
Dimmable phase cut





L 6.7" x D 3.5" x H 6.7"

**Finishes**

**Structure**



Matt black



Matt gold



Matt white

# ALTURA

Altura is a projecting floor lamp. Two thin rods, one vertical and a horizontal one made of steel, are connected by a joint. Lightweight materials and sophisticated technology contained within the cone-shaped lampshade.













# Altura

## TECHNICAL INFO

### 1907-20 SUSPENSION

14W - 3000K - 1180lm



### 1907-10 FLOOR

14W - 3000K - 1180lm  
Dimmer on cable



### 1907-90 CANOPY TYPE C

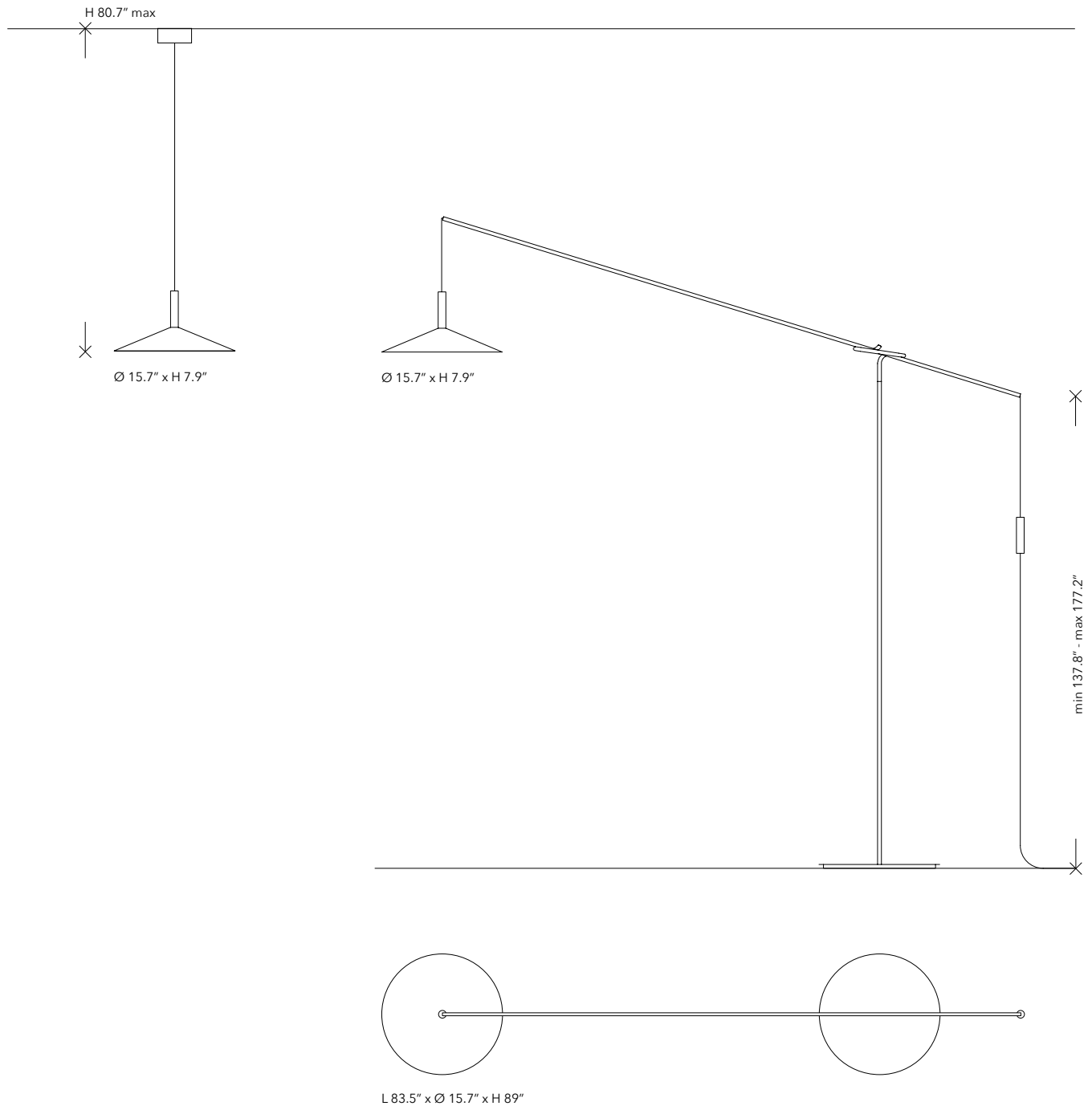
Ø4.4" x H2"

Black - Gold

Dimmable 0-10V / Dimmable phase cut

Wire RAL 9005





Finishes

Structure



Matt black

# GLIFO

Glifo is a projecting wall lamp. Two metal lines define the space: a vertical element, the fulcrum of the rotation, and an oblique element that surrounds the opening angle of the lampshade, offering a point to move the lamp.











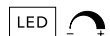


# Glifo

## TECHNICAL INFO

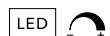
### **1908-33 LARGE CABLE**

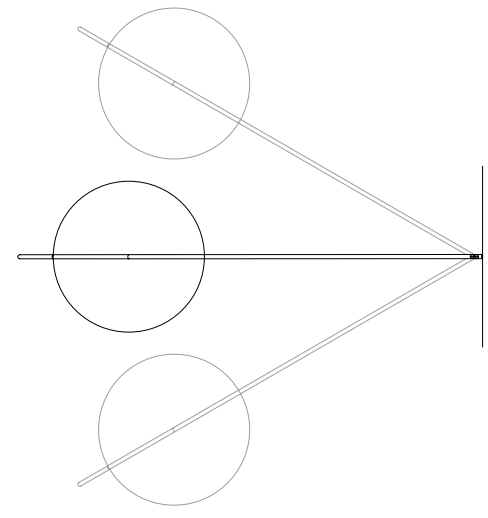
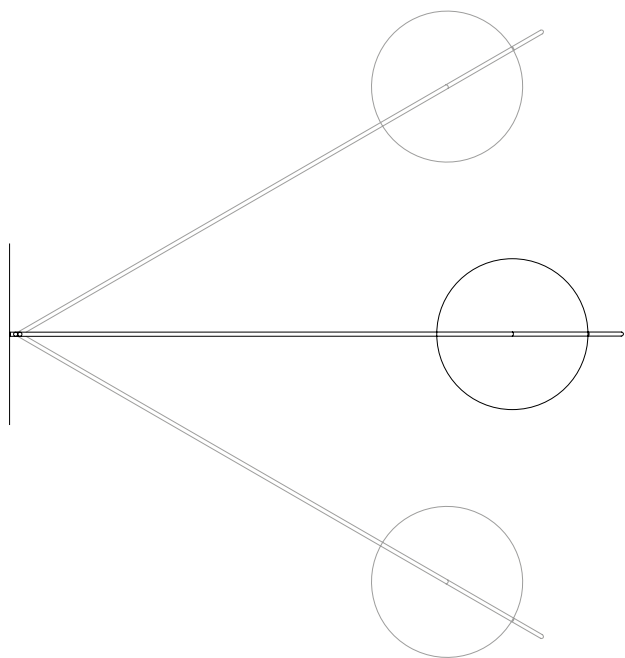
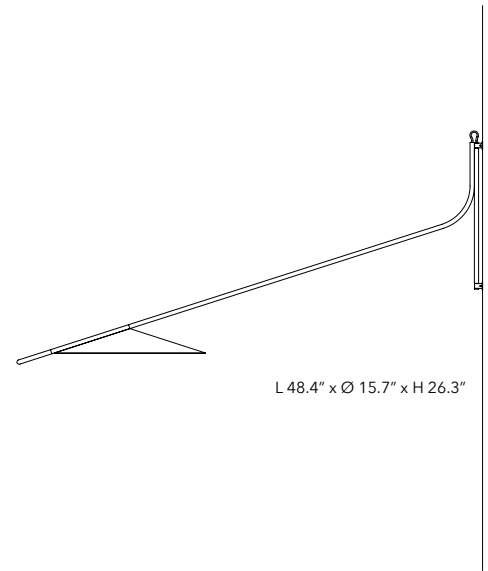
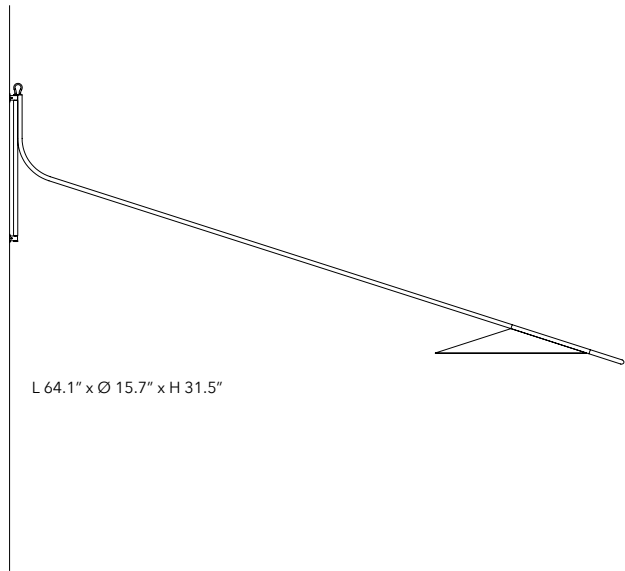
14W - 3000K - 1180lm  
On-off / Dimmer touch



### **1908-31 MEDIUM CABLE**

14W - 3000K - 1180lm  
On-off / Dimmer touch





\* On-off cable length 98.4" / Touch cable length 70.8"

\* On-off cable length 98.4" / Touch cable length 70.8"

### Finishes

#### Structure



Matt black

#### Handle



Solid ebony

# Glifo

## TECHNICAL INFO

### 1908-34 LARGE BOX

14W - 3000K - 1180lm  
Dimmer touch



### 1908-32 MEDIUM BOX

14W - 3000K - 1180lm  
Dimmer touch



### 1908-36 LARGE DIMMABLE

14W - 3000K - 1180lm  
Dimmable 0-10V / Dimmable phase cut

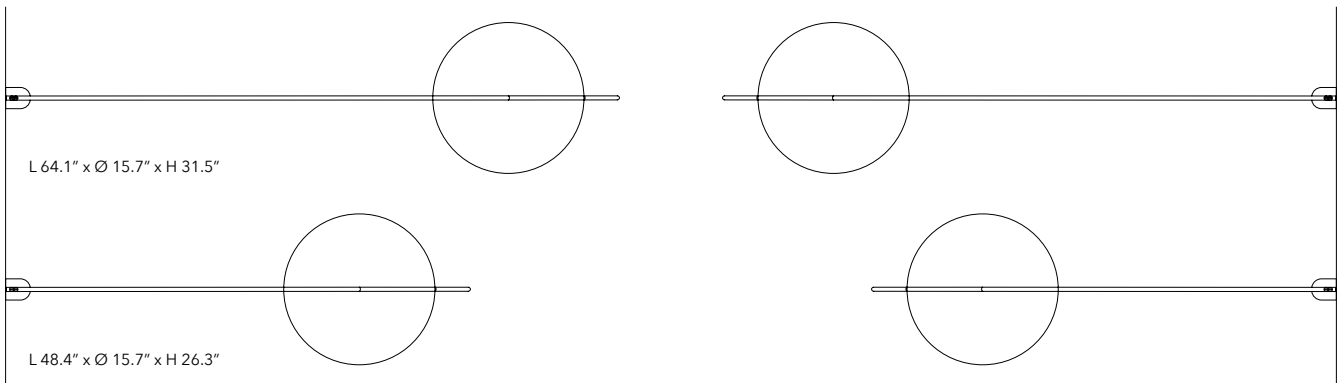
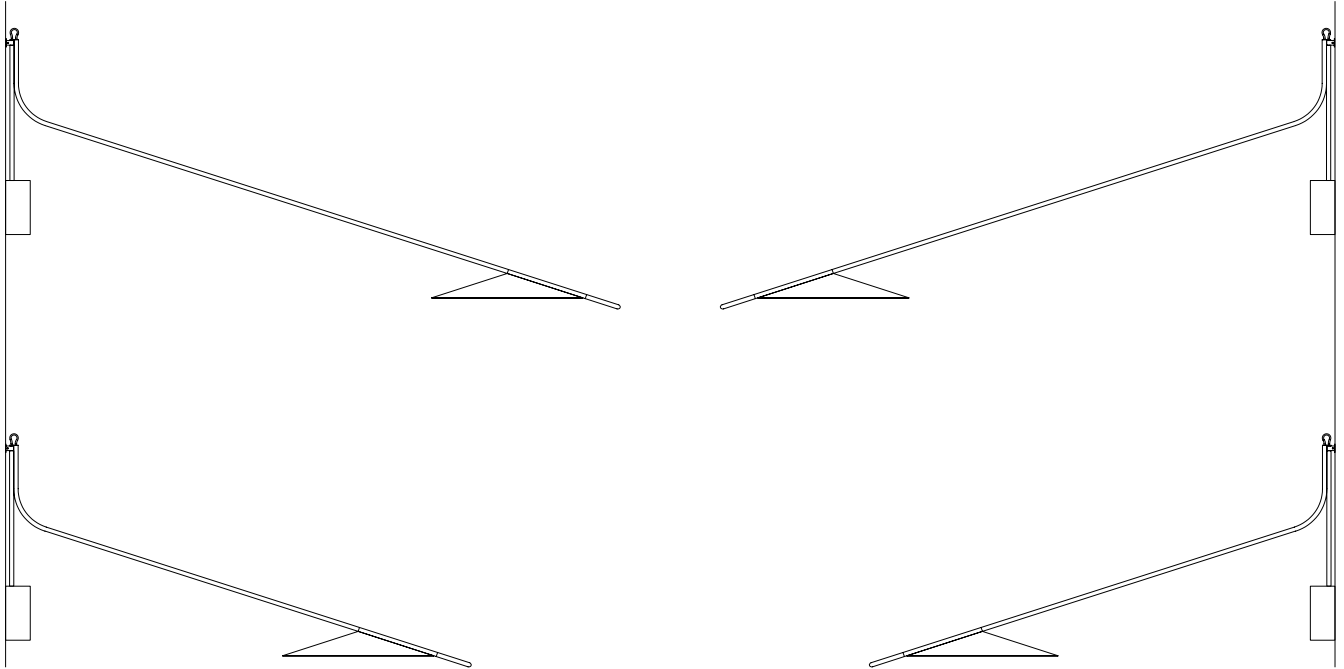


### 1908-35 MEDIUM DIMMABLE

14W - 3000K - 1180lm  
Dimmable 0-10V / Dimmable phase cut







**Finishes**

**Structure**



Matt black

**Handle**



Solid ebony

# HANG OUT

Hang Out is a suspension and wall lighting system, which combines the functionality of the architecture with the expressiveness of the decorative. A double-emission LED bar is coupled to panels of different shapes and colors, made of wood in essence, lacquered, or sound-absorbing material.







# Hang Out

## TECHNICAL INFO

### **1906-33 LARGE WALL**

60W - 3000K  
Up to 1561lm (direct + indirect light)  
Dimmable 0-10V

LED CERTIFICATION PENDING ADA

### **1906-31 SMALL WALL**

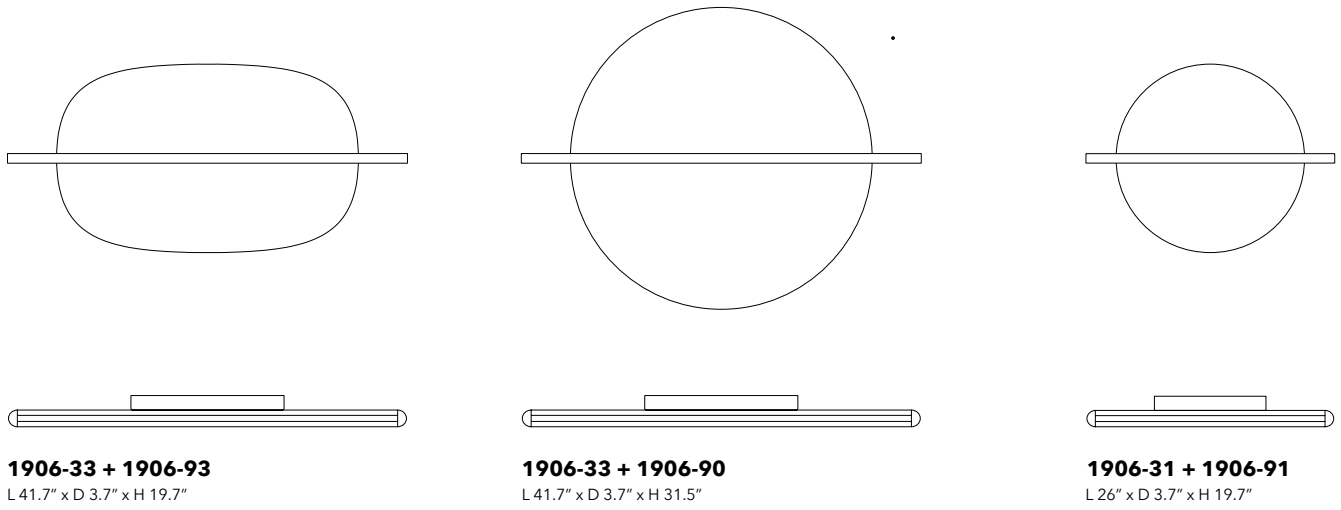
38W - 3000K  
Up to 937lm (direct + indirect light)  
Dimmable 0-10V

LED CERTIFICATION PENDING ADA

### **1906-90 LARGE PANEL Ø31.5"**

### **1906-91 MEDIUM PANEL Ø19.7"**

### **1906-93 LARGE HORIZONTAL PANEL L31.5" x H19.7"**



**1906-33 + 1906-93**  
L 41.7" x D 3.7" x H 19.7"

**1906-33 + 1906-90**  
L 41.7" x D 3.7" x H 31.5"

**1906-31 + 1906-91**  
L 26" x D 3.7" x H 19.7"

Finishes

Structure



Matt black



Matt white



Bleached ash



Greyish ash

Matt laquered MDF



Dark Blue melange



Grey melange



Light blue melange



Red melange



Tortora melange



Yellow melange

Acoustic fabric (1906-90 - 1906-95)



Dark Blue / RAL 5011



Grey / RAL 7035



Light blue / RAL 5023



Red / RAL 3031



Tortora / RAL 7006



Yellow / RAL 1003

# Hang Out

## TECHNICAL INFO

### **1906-20 SINGLE SUSPENSION**

60W - 3000K

Up to 1561lm (direct + indirect light)

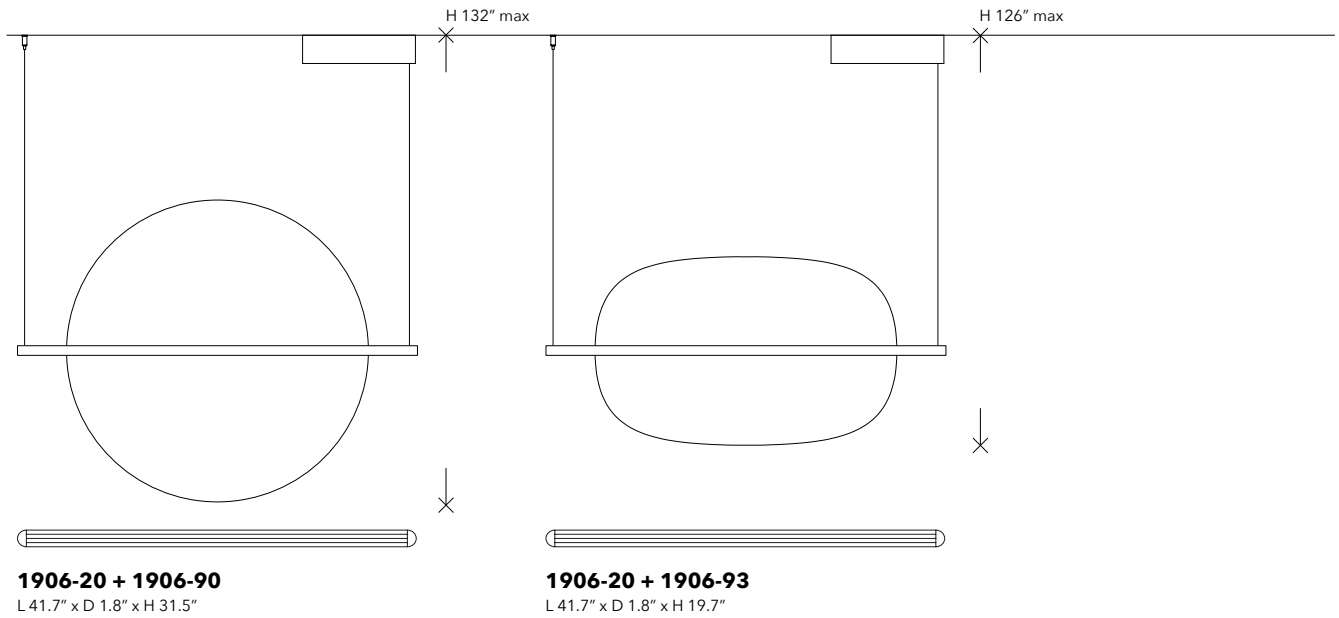
Dimmable 0-10V

LED CERTIFICATION  
PENDING

### **1906-90 LARGE PANEL** Ø31.5"

### **1906-93 LARGE HORIZONTAL PANEL** L31.5" x H19.7"





Finishes

Structure



Matt black



Matt white



Bleached ash



Greyish ash

Matt laquered MDF



Dark Blue melange



Grey melange



Light blue melange



Red melange



Tortora melange



Yellow melange

Acoustic fabric (1906-90 - 1906-95)



Dark Blue / RAL 5011



Grey / RAL 7035



Light blue / RAL 5023



Red / RAL 3031



Tortora / RAL 7006



Yellow / RAL 1003

# Hang Out

## TECHNICAL INFO

### **1906-21 DOUBLE SUSPENSION**

60W - 3000K  
Up to 1561lm (direct + indirect light)  
Dimmable 0-10V

LED CERTIFICATION  
PENDING

### **1906-22 NAKED SUSPENSION**

60W - 3000K  
1864lm (direct + indirect light)  
Dimmable 0-10V

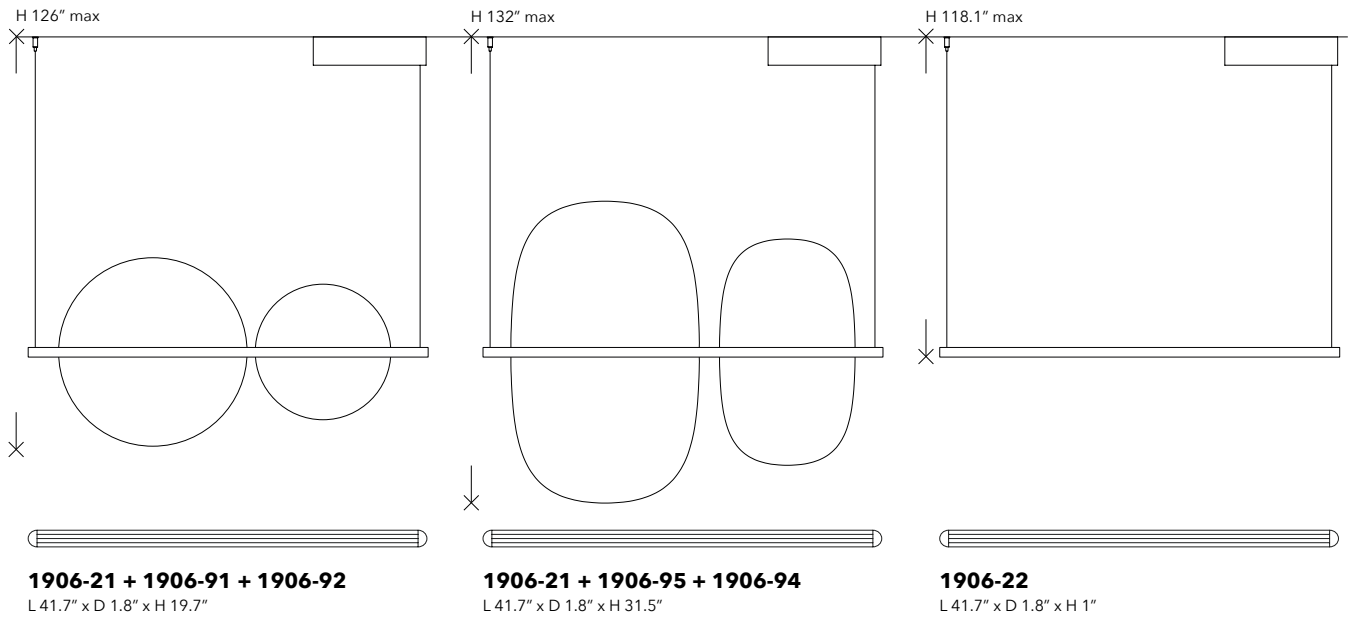
LED CERTIFICATION  
PENDING

### **1906-91 MEDIUM PANEL Ø19.7"**

#### **1906-92 SMALL PANEL Ø14.2"**

#### **1906-95 LARGE VERTICAL PANEL L19.7" x H31.5"**

#### **1906-94 SMALL VERTICAL PANEL L14.2" x H23.6"**



Finishes

Structure



Matt black



Matt white



Bleached ash



Greyish ash

Matt laquered MDF



Dark Blue melange



Grey melange



Light blue melange



Red melange



Tortora melange



Yellow melange

Acoustic fabric (1906-90 - 1906-95)



Dark Blue / RAL 5011



Grey / RAL 7035



Light blue / RAL 5023



Red / RAL 3031



Tortora / RAL 7006



Yellow / RAL 1003

# GLO

Glo is an icon of our collection, a glass sphere enhancing the glare of light, in a game of reflections back and forth between the lamp and the space or among the very lamps. The rich palette of colours and the different dimensions of the suspension lamps are a toast to creativity.

















# Glo

## TECHNICAL INFO

### 0811-23 LARGE SUSPENSION

1x 60W - E26



### 0811-21 MEDIUM SUSPENSION

1x 25W - E12



### 0811-20 MINI SUSPENSION

1x 20W - G9



### 0811-92 CANOPY TYPE A

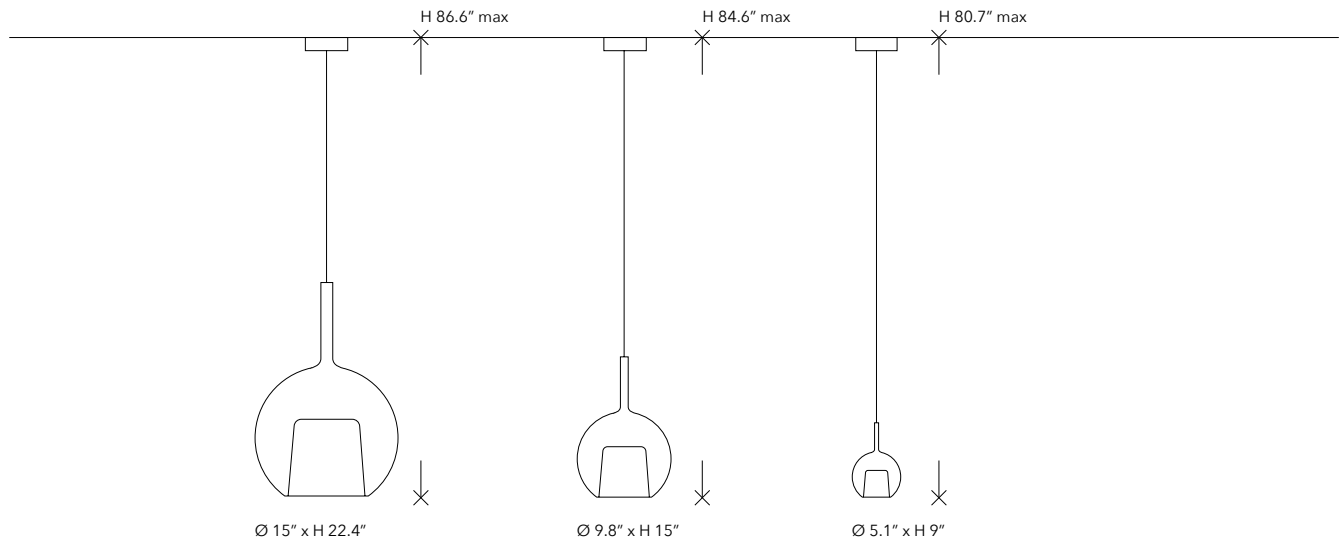
Ø4.4" x H1.4"

White - Titanium - Black

On-off


Wire RAL 9005





Finishes

Mirroring Glass

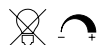


# Glo

## TECHNICAL INFO

### 0811-03 LARGE TABLE

1x 60W - E26  
Dimmer on cable



### 0811-01 MEDIUM TABLE

1x 25W - E12



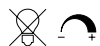
### 0811-00 MINI TABLE

1x 20W - G9



### 0811-10 FLOOR

1x 60W - E26  
Dimmer on cable



### 0811-31 MEDIUM WALL

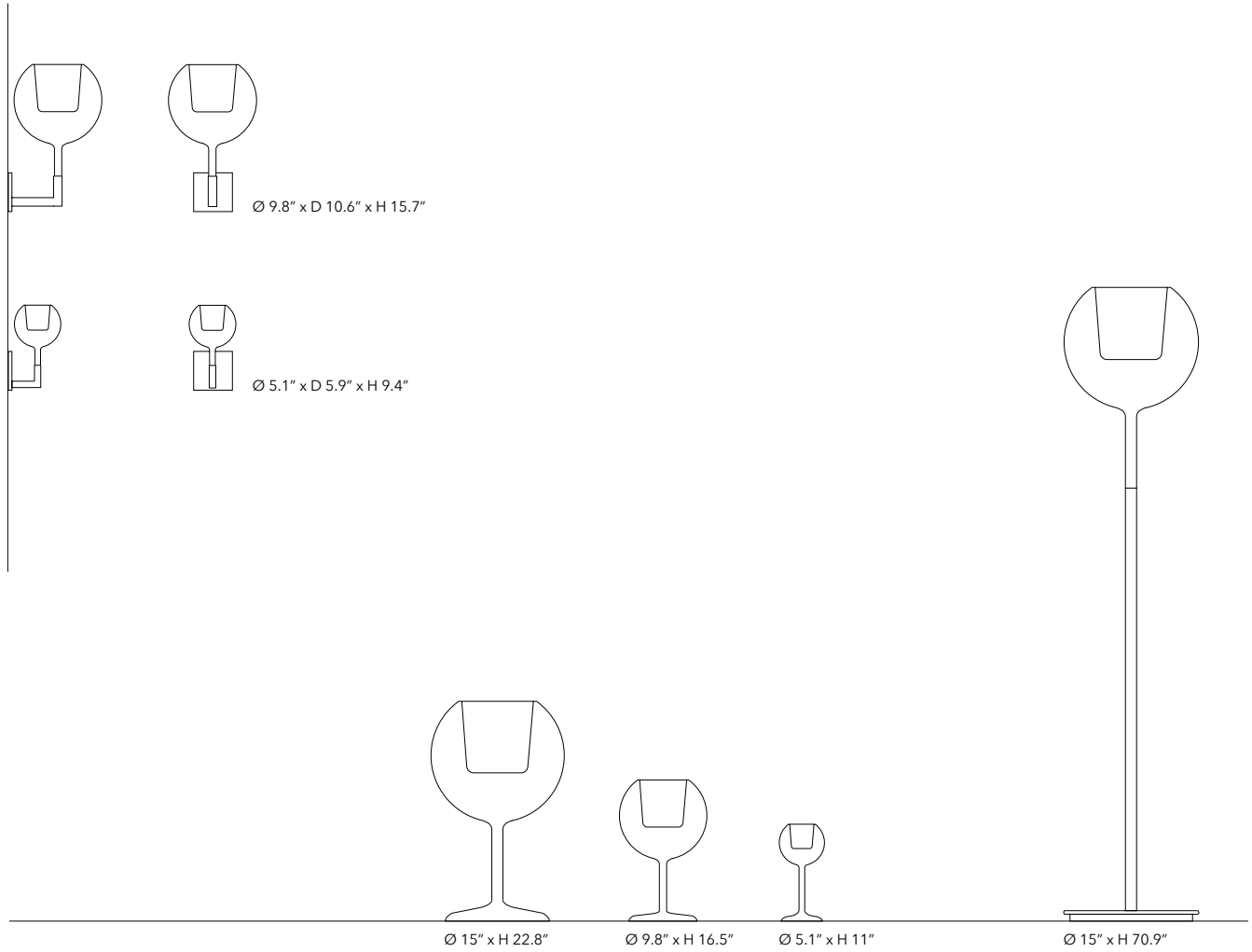
1x 25W - E12



### 0811-30 MINI WALL

1x 20W - G9





Finishes

Structure 0811-31 / 0811-30



Matt black



Matt gold

Structure 0811-10




Glossy chrome \*



Glossy gold \*

Mirroring Glass



Transparent



Mirroring silver



Mirroring gold



Mirroring rose gold



Mirroring 4ever



Mirroring blue



Mirroring green



Mirroring violet



Mirroring black

\*Structure 0811-10 Glossy gold is only available for Gold and 4ever mirroring glasses.

\*Structure 0811-10 Glossy chrome not available for Gold and 4ever mirroring glasses.

GLO  
MAXI

Glo is an icon of our collection, a glass sphere enhancing the glare of light, in a game of reflections back and forth between the lamp and the space or among the very lamps.









# Glo Maxi

## TECHNICAL INFO

### 0811-24 GLO MAXI

1x 60W - E26



### 0811-94 CANOPY TYPE D

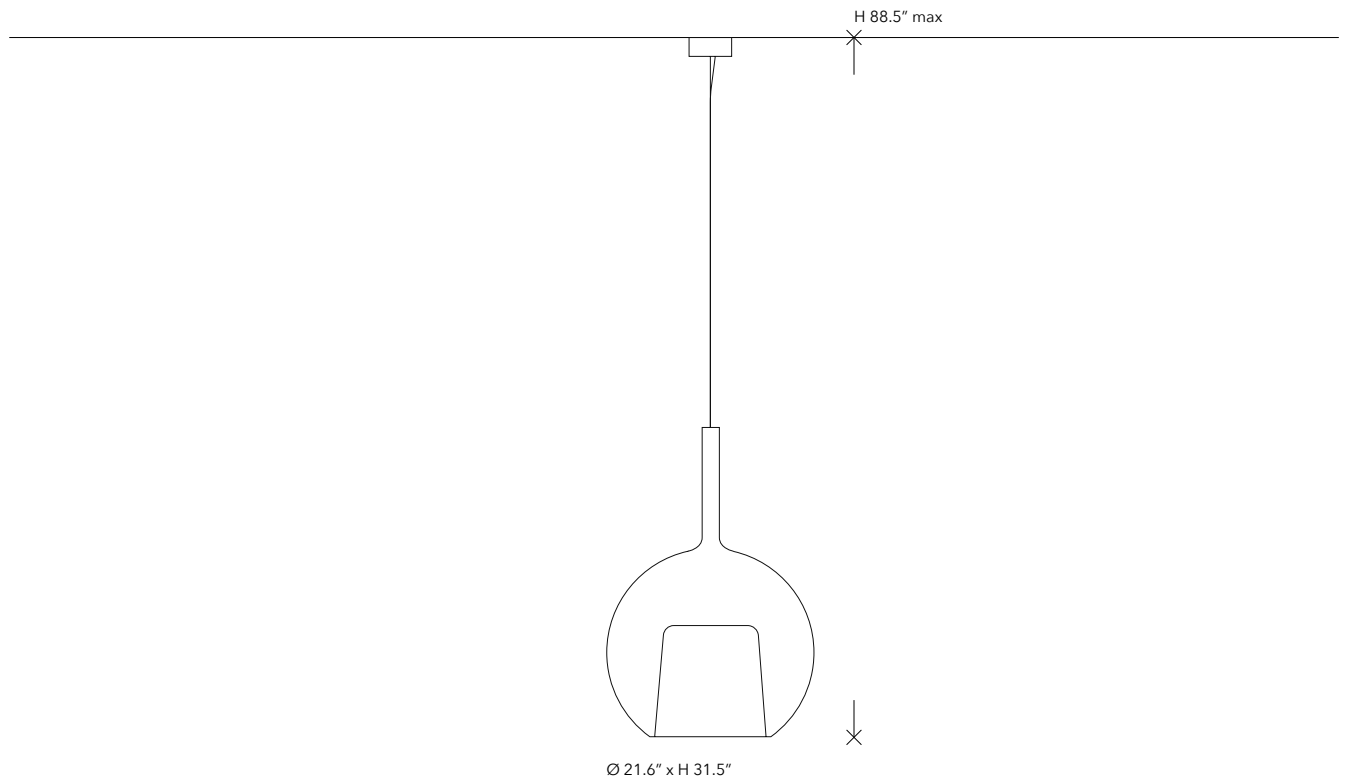
Ø4.4" x H1.4"

White - Titanium - Black

On-off


Wire RAL 9005





Finishes

Mirroring Glass



Transparent



Mirroring silver



Mirroring gold



Mirroring rose gold



Mirroring 4ever



Mirroring blue



Mirroring green




Mirroring violet



Mirroring black

# CLASH

Clash is a wall lamp combining the lightness of glass and the strength of metal to create a modern and sophisticated object, with a futuristic touch given by matt black and brushed bronze finishings.



# Clash

## TECHNICAL INFO

### **1699-30 FIX WALL**

2x 20W - GU10  
2,2W - 3000K

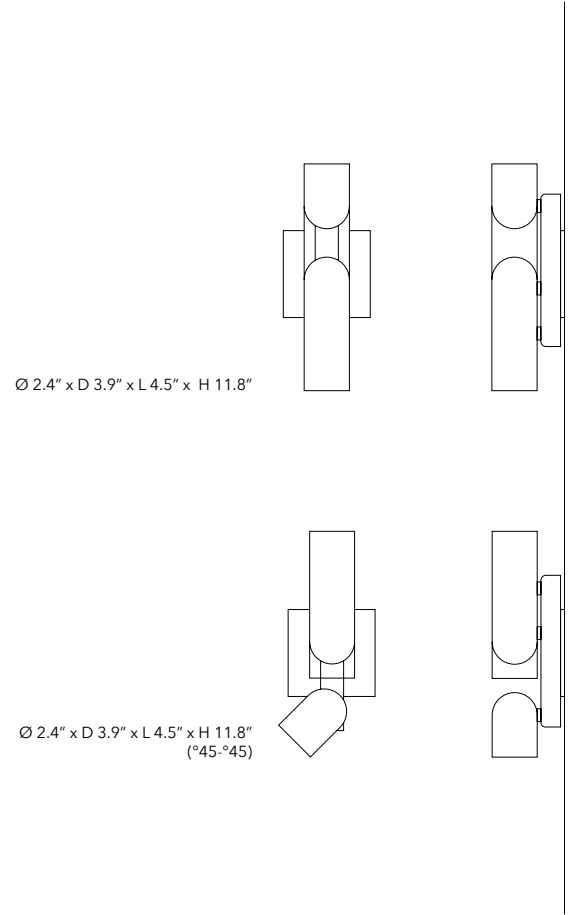


### **1699-31 ADJUSTABLE WALL**

2x 20W - GU10  
2,2W - 3000K







Finishes

Structure



Matt black



Brushed bronze

Glass



Transparent

# VELA

The simplicity and formal elegance of the lamp hide the lighting fixture. Vela, which emanates an indirect and refined light, can live alone or can be combined in groups of several lamps, to obtain different compositions.







# Vela


## TECHNICAL INFO

### **1905-30 WALL**

20W - 3000K - 1500lm

Dimmable 0-10V / Dimmable phase cut

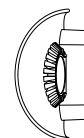




L 6.9" x D 3.9" x H 15.9"



L 15.9" x D 3.9" x H 6.9"



Finishes

Structure



Matt black



Matt white

# MAMI

Halfway between design and art, Mamì is a versatile and elegant collection. The white oval blown-glass body is reinterpreted with a modernist look.









# Mamì

## TECHNICAL INFO

### 1307-12 LARGE FLOOR-CEILING

8x 6W - 3000K  
Dimmer on cable



### 1307-11 SMALL FLOOR-CEILING

6x 6W - 3000K  
Dimmer on cable



### 1307-13 EXTRA SMALL FLOOR-CEILING

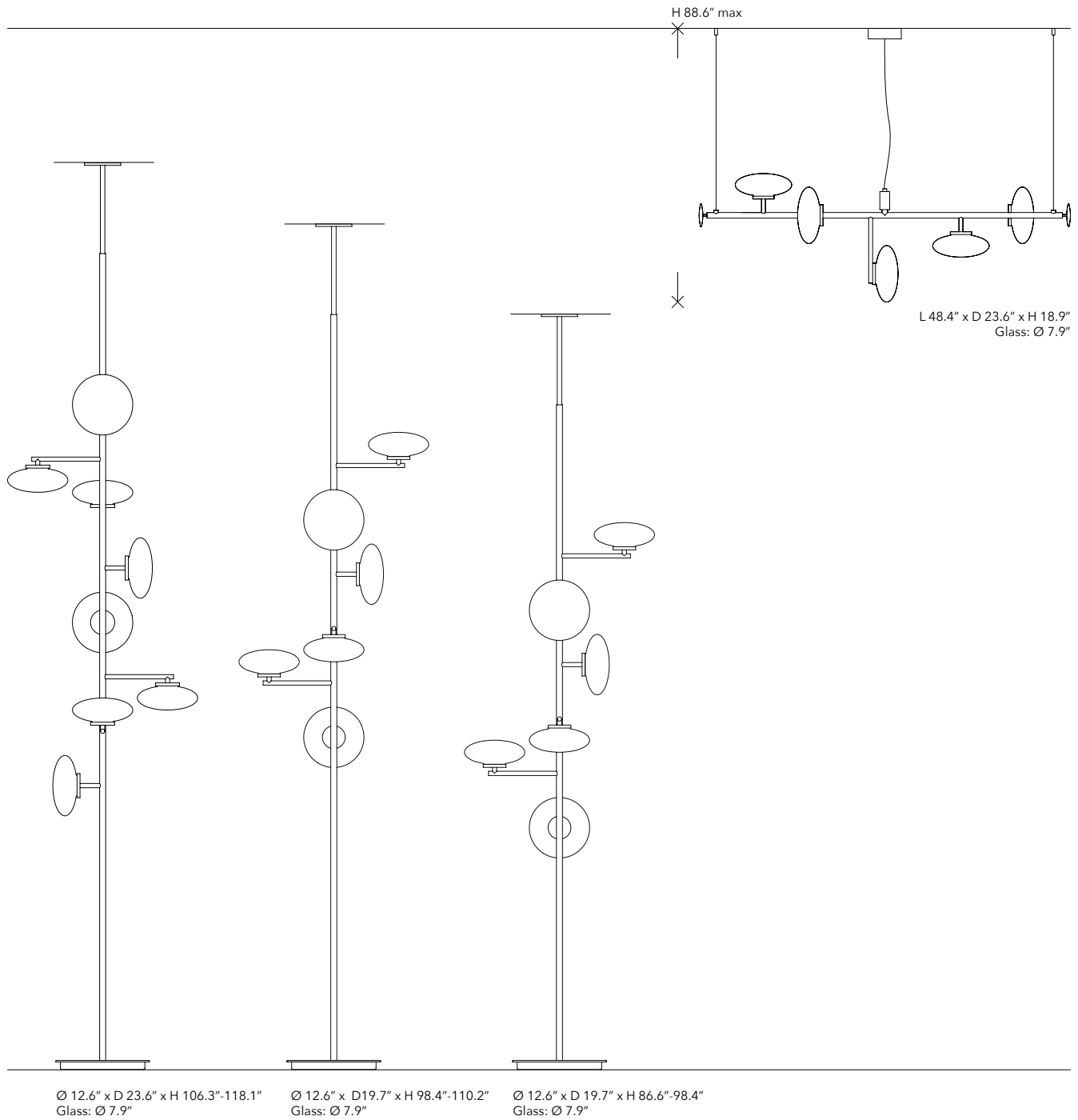
6x 6W - 3000K  
Dimmer on cable



### 1307-29 HORIZONTAL SUSPENSION

5x 6W - 3000K  
Dimmable phase cut





Finishes

Structure



Matt black



Brushed bronze

Glass



White

# F E E L

Feel comes from the combination of sound absorbing textile discs and luminous stems. The coloured discs, in matching or contrasting colours, give life to ever-changing configurations, to be suspended from the ceiling in order to absorb noise and enjoy silence.













# Feel

## TECHNICAL INFO

### **1831-23 LARGE STEM**

27W - 3000K - 3500lm  
Direct light + Indirect light  
Double lighting



### **1831-22 MEDIUM STEM**

27W - 3000K - 3500lm  
Direct light + Indirect light  
Double lighting



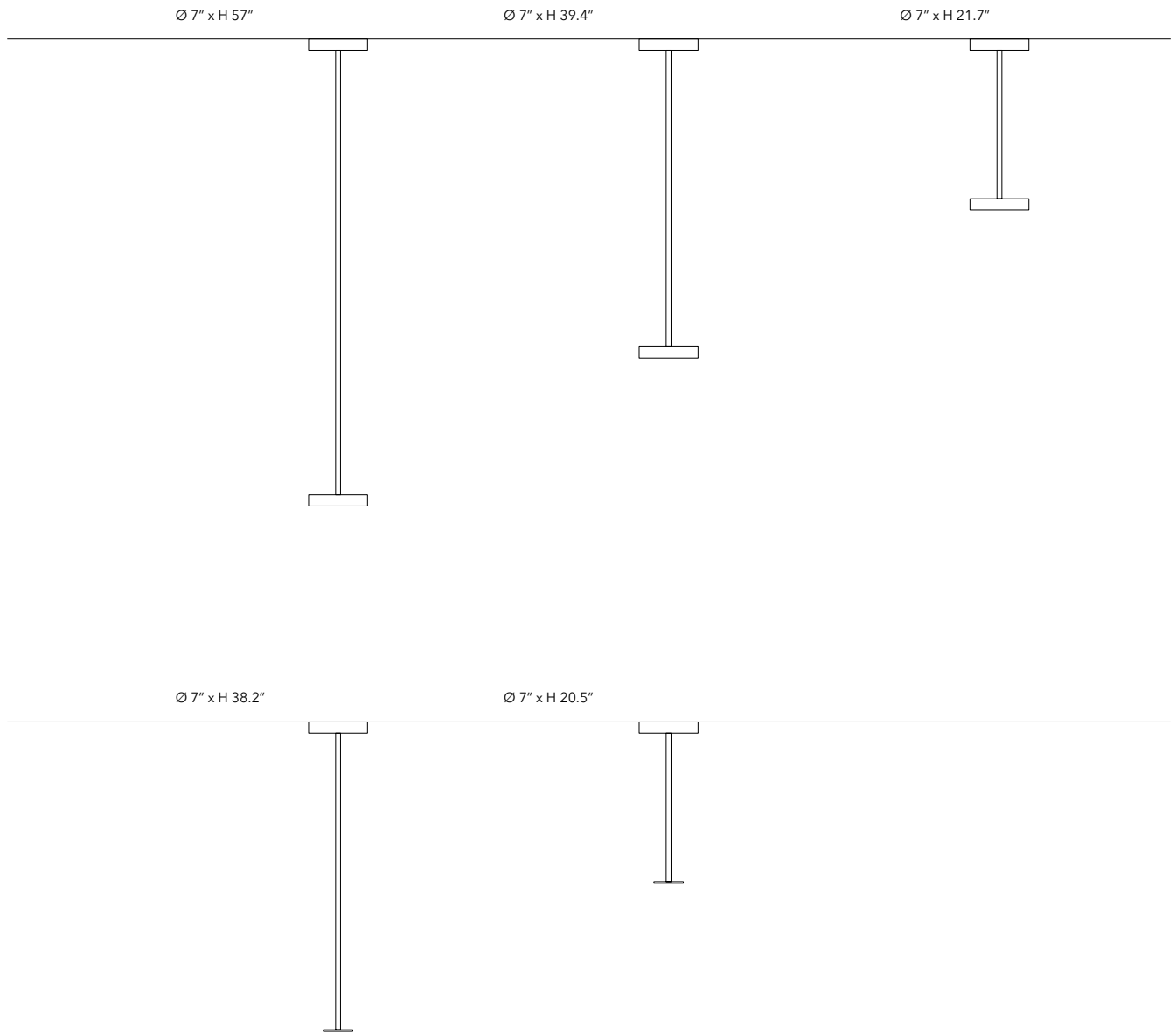
### **1831-21 SMALL STEM**

27W - 3000K - 3500lm  
Direct light + Indirect light  
Double lighting



### **1831-98 MEDIUM BLIND STEM**

### **1831-97 SMALL BLIND STEM**



Finishes

Structure



Matt black




Matt gold

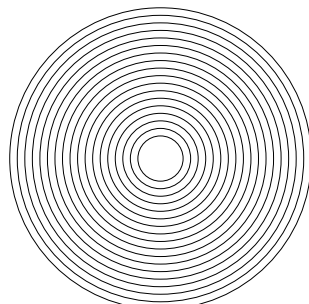
# Feel

## TECHNICAL INFO

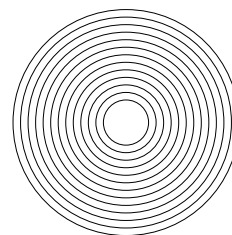
- 1831-93 LARGE DISC**
- 1831-92 MEDIUM DISC**
- 1831-91 SMALL DISC**
- 1831-90 DISC FIXING KIT**



Ø 39.4"



Ø 31.5"



Ø 23.6"

## Finishes

### Acoustic fabric



Bordeaux



Dark blue



Petroleum



Brick



Sand



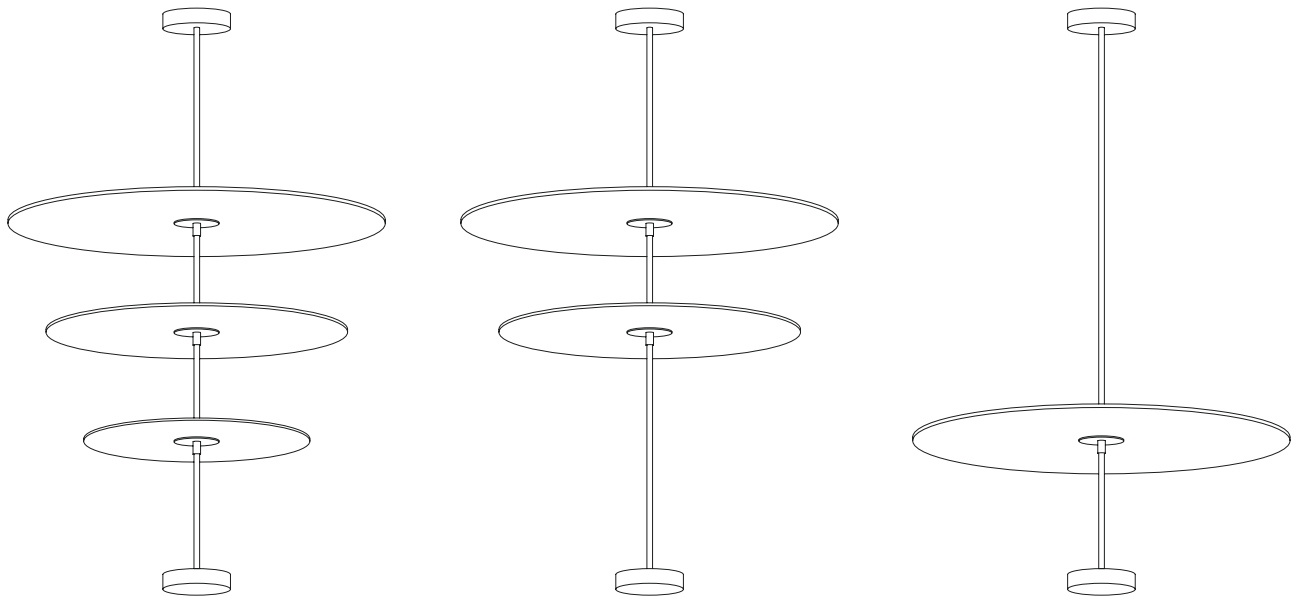
Light grey



Dark green

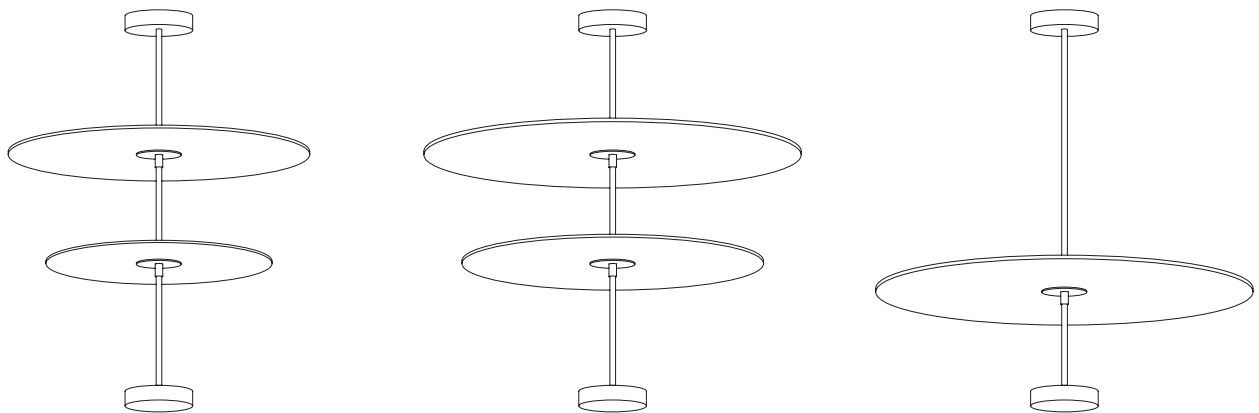
**1831-23 STEM LARGE**

3 discs max : 1 Large max, 2 Medium max, 3 Small max



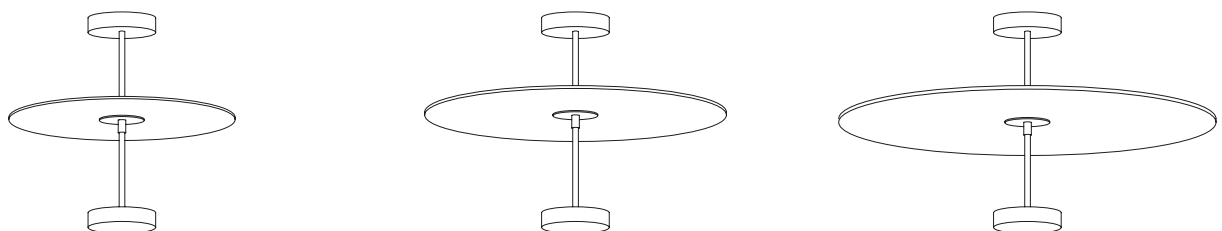
**1831-22 STEM MEDIUM**

2 discs max : 1 Large max, 2 Medium max, 2 Small max



**1831-21 STEM MINI**

1 disc max : 1 Large max, 1 Medium max, 1 Small max

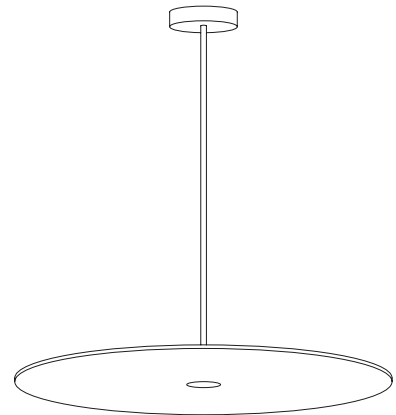
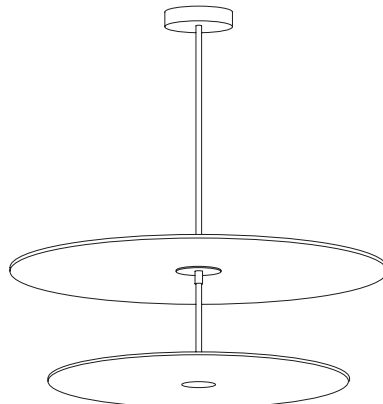
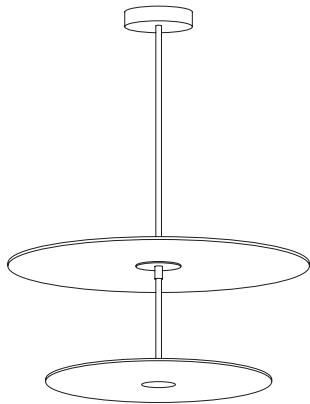




---

**1831-98 BLIND STEM MEDIUM**

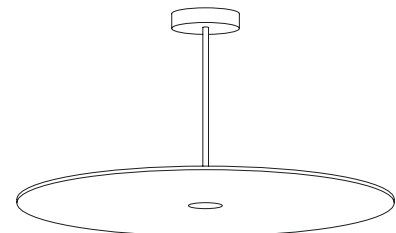
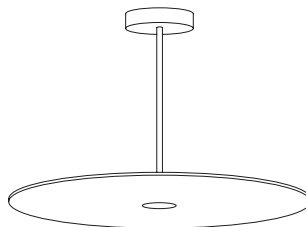
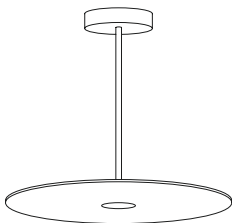
2 discs max : 1 Large max, 2 Medium max, 2 Small max



---

**1831-97 BLIND STEM SMALL**

1 disc max : 1 Large max, 1 Medium max, 1 Small max



# NARCISO

As in the classic myth Narciso looks at his image reflected in the water, likewise the cone of this lamp splits up to spread and reflect the delicate light of the lighting body. The table version is a tribute to music, complete with bluetooth audio speakers.







# Narciso

## TECHNICAL INFO


### **1710-20 SUSPENSION**

14W - 3000K - 1500lm  
16W - 3000K - 2200lm  
Dimmable 0-10V

LED


### **1710-04 LARGE RECHARGEABLE TABLE + AUDIO SPEAKER**

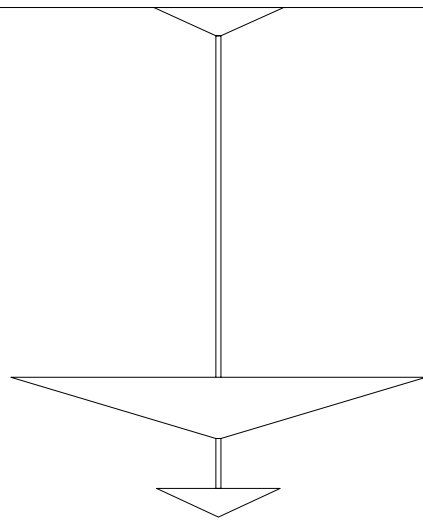
8W - 3000K - 1000lm  
Dimmer Microswitch

LED 

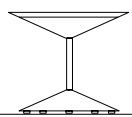
### **1710-01 SMALL RECHARGEABLE TABLE**

4,5W - 3000K - 450lm  
Dimmer Microswitch

LED 



Ø 43.3" x H 53.1"



Ø 12.6" x H 10.6"



Ø 6.3" x H 7.9"

Finishes

Structure



Matt black



Matt gold



Matt white

# STORM

Thin stems in precious metallic finishes create evocative harmonies of light. Available in three sizes, Storm is a lamp that can live alone but is designed to be used in groups, in public spaces as well as at home.









# Storm

## TECHNICAL INFO

### 1704-23 LARGE SUSPENSION

4W - 3000K - 383lm



### 1704-21 MEDIUM SUSPENSION

4W - 3000K - 383lm



### 1704-20 MINI SUSPENSION

4W - 3000K - 383lm



### 1704-91 CANOPY TYPE B RECESSED

Ø2.6"

Matt white

Remote driver (not included)

Wire RAL 7013



### 1704-90 CANOPY TYPE B

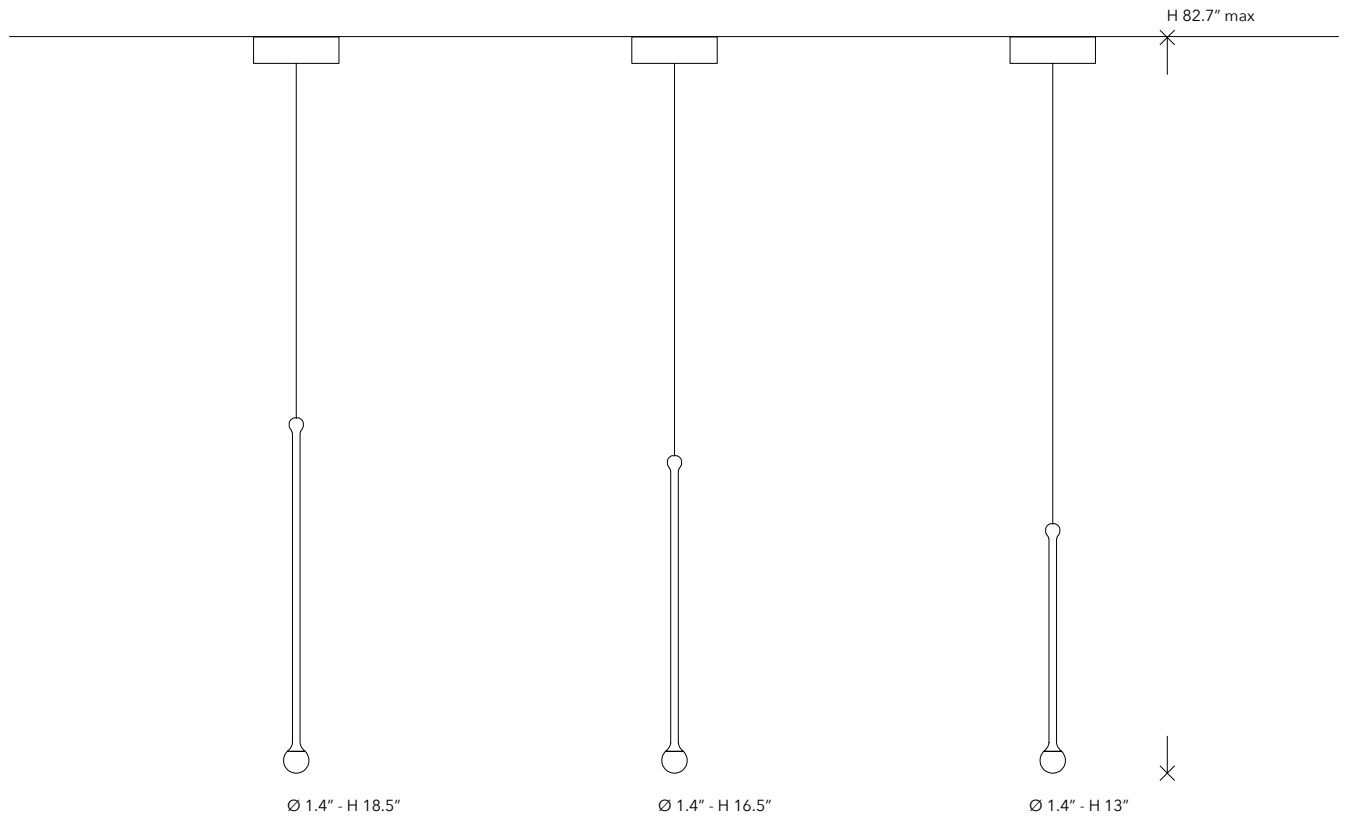
Ø4.4" x H1.4"

White - Gold - Black

On-off / Dimmable 0-10V

Wire RAL 7013





Finishes

Structure



Matt black



Matt gold



Matt white

# W O N D E R

Combining more Wonder lamps in different dimensions, finishings and heights is astonishing as the luminous beauty of the borosilicate glass with which every single rod is made, in transparent or fume finishes.









# Wonder

## TECHNICAL INFO

### 1504-23 LARGE SUSPENSION

4W - 3000K  
Transparent glass: 370lm  
Fumé glass: 230lm



### 1504-21 MEDIUM SUSPENSION

4W - 3000K  
Transparent glass: 370lm  
Fumé glass: 230lm



### 1504-20 MINI SUSPENSION

4W - 3000K  
Transparent glass: 370lm  
Fumé glass: 230lm



### 1704-91 CANOPY TYPE B RECESSED

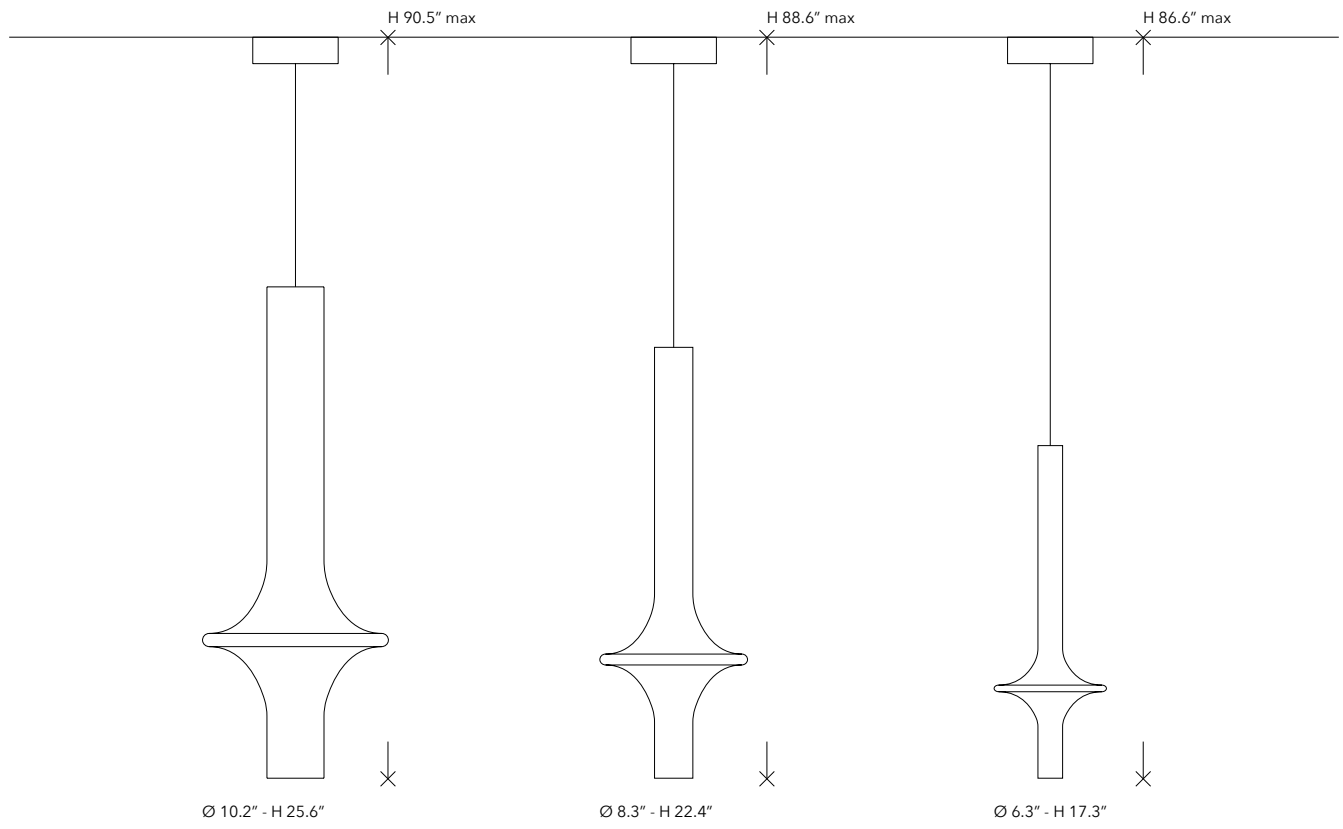
Ø2.6"  
Matt white  
Remote driver (not included)  
Wire RAL 7013



### 1704-90 CANOPY TYPE B

Ø4.4" x H1.4"  
White - Gold - Black  
On-off / Dimmable 0-10V  
Wire RAL 7013





Finishes

Structure



Matt black



Matt gold

Glasses



Transparent



Fumé

M O M

Mom lamps are inspired by the Venetian tradition, and refer, in the shape and opaque finishings, to the classical Murano glass vases. Also available in wall variant.







# Mom

## TECHNICAL INFO

### 1602-21 LOW SUSPENSION

1x 60W - E26



### 1602-22 TALL SUSPENSION

1x 60W - E26



### 1602-23 SLIM SUSPENSION

1x 60W - E26



### 1602-24 FATTY SUSPENSION

1x 25W - E12



### 1602-25 LITTLE SUSPENSION

1x 25W - E12



### 1602-34 FATTY WALL

1x 25W - E12



### 1602-33 SLIM WALL

1x 25W - E12



### 0811-92 CANOPY TYPE A

Ø4.4" x H1.4"

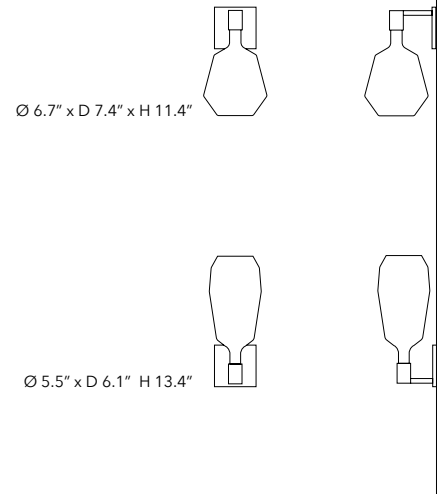
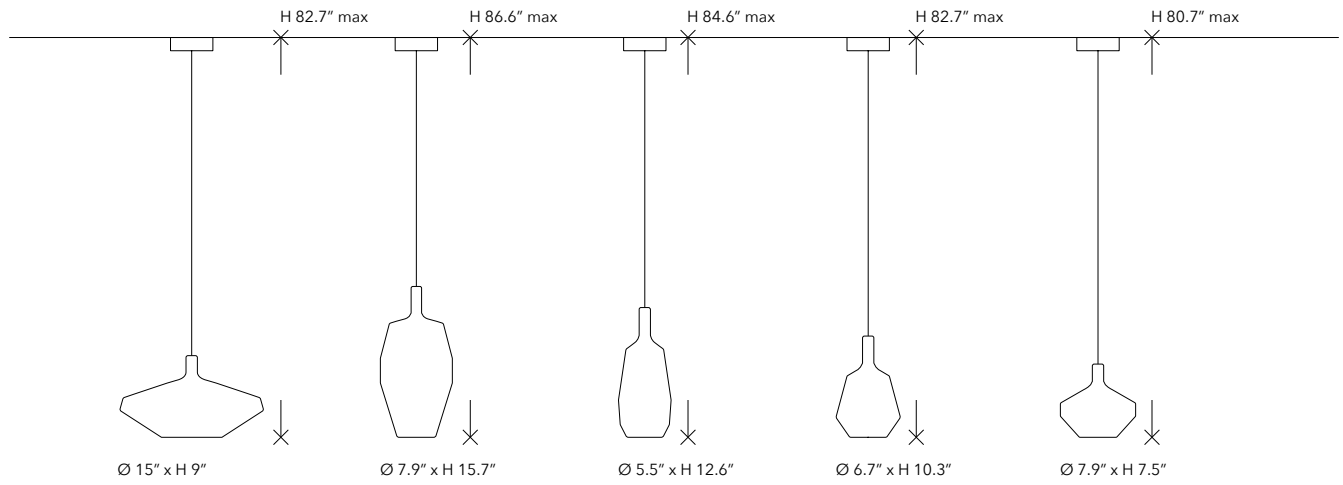
White - Titanium - Black

On-off

Wire RAL 9005







Finishes

Wall structure



Matt black



Matt gold

Matt glass



Sage green



Mustard



Blue avio



Powder pink



Sand



White



Black

# ACORN

The materiality of concrete merges with the lightness of glass in the suspension lamp Acorn, born to illuminate outdoor indoors spaces.







# Acorn

## TECHNICAL INFO

### 1501-23 LARGE SUSPENSION

20W - 3000K - 780lm  
Dimmable phase cut



### 1501-22 MEDIUM SUSPENSION

15W - 3000K - 570lm  
Dimmable phase cut



### 1501-20 MINI SUSPENSION

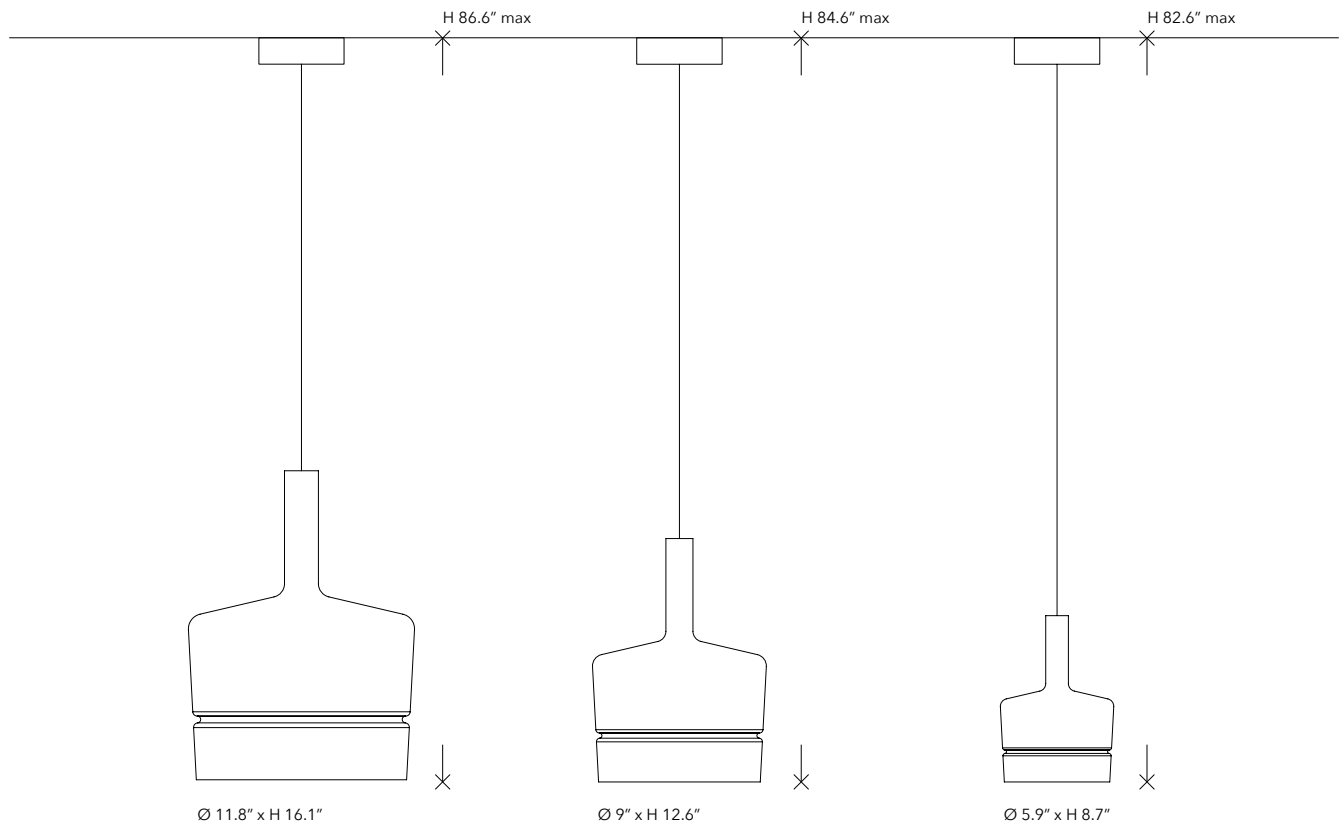
8W - 3000K - 350lm  
Dimmable phase cut



### 0811-92 CANOPY TYPE A

Ø4.4" x H1.4"  
White - Titanium - Black  
On-off  
Wire RAL 9005






Finishes

Structure



Grey concrete

Glass



Transparent

# APRILE

A luminous painting, capable of making the walls vibrate with a delicate light such as the sun in spring. Aprile is a freely adjustable wall lamp which explores the deep elegance of light, more intense on one side and softer on the other.









# Aprile

## TECHNICAL INFO

### 1649-31 TALL WALL

Matt white: 13,5W - 377lm - 3000K

Brushed bronze: 13,5W - 251lm - 3000K

Dimmable 0-10V / Dimmable phase cut



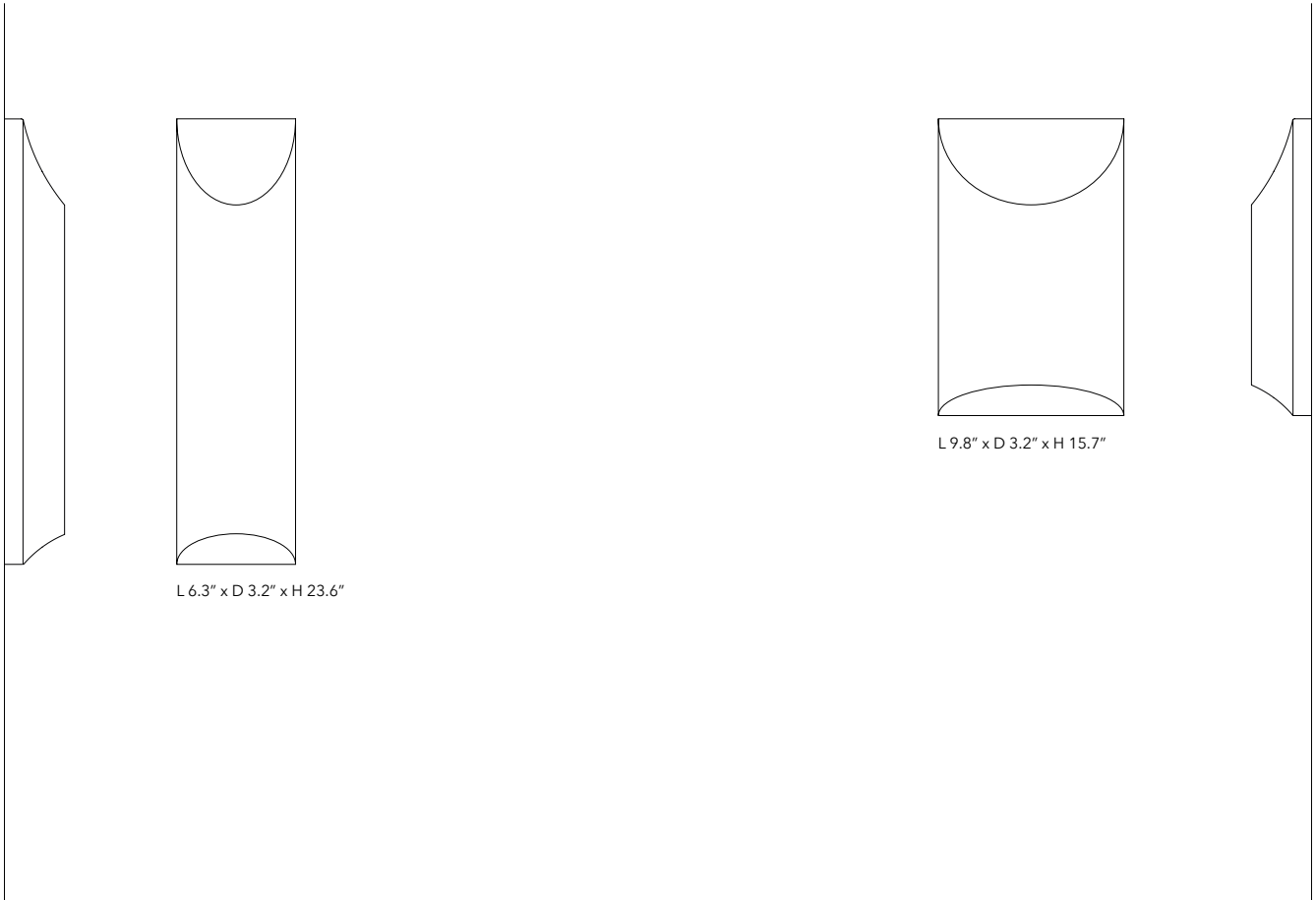
### 1649-30 FATTY WALL

Matt white: 13,5W - 377lm - 3000K

Brushed bronze: 13,5W - 251lm - 3000K

Dimmable 0-10V / Dimmable phase cut





L 6.3" x D 3.2" x H 23.6"

L 9.8" x D 3.2" x H 15.7"

**Finishes**

**Structure**



Brushed bronze



Matt white

# ELISABETH

Elisabeth collection is inspired by an astronomical game of hemispheres: from the linear version of the table lamp to the suspension lamp, reminiscent of art deco. The formal cleanliness of the volumes is enriched by glossy chrome and Carrara marble.









# Elisabeth

## TECHNICAL INFO

### 1711-23 LARGE SUSPENSION

8x 8W - 3000K - 8x 827lm  
Dimmable 0-10V



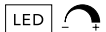
### 1711-30 WALL

2x 6W - 3000K - 2x 450lm  
Dimmable phase cut



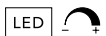
### 1711-03 LARGE TABLE

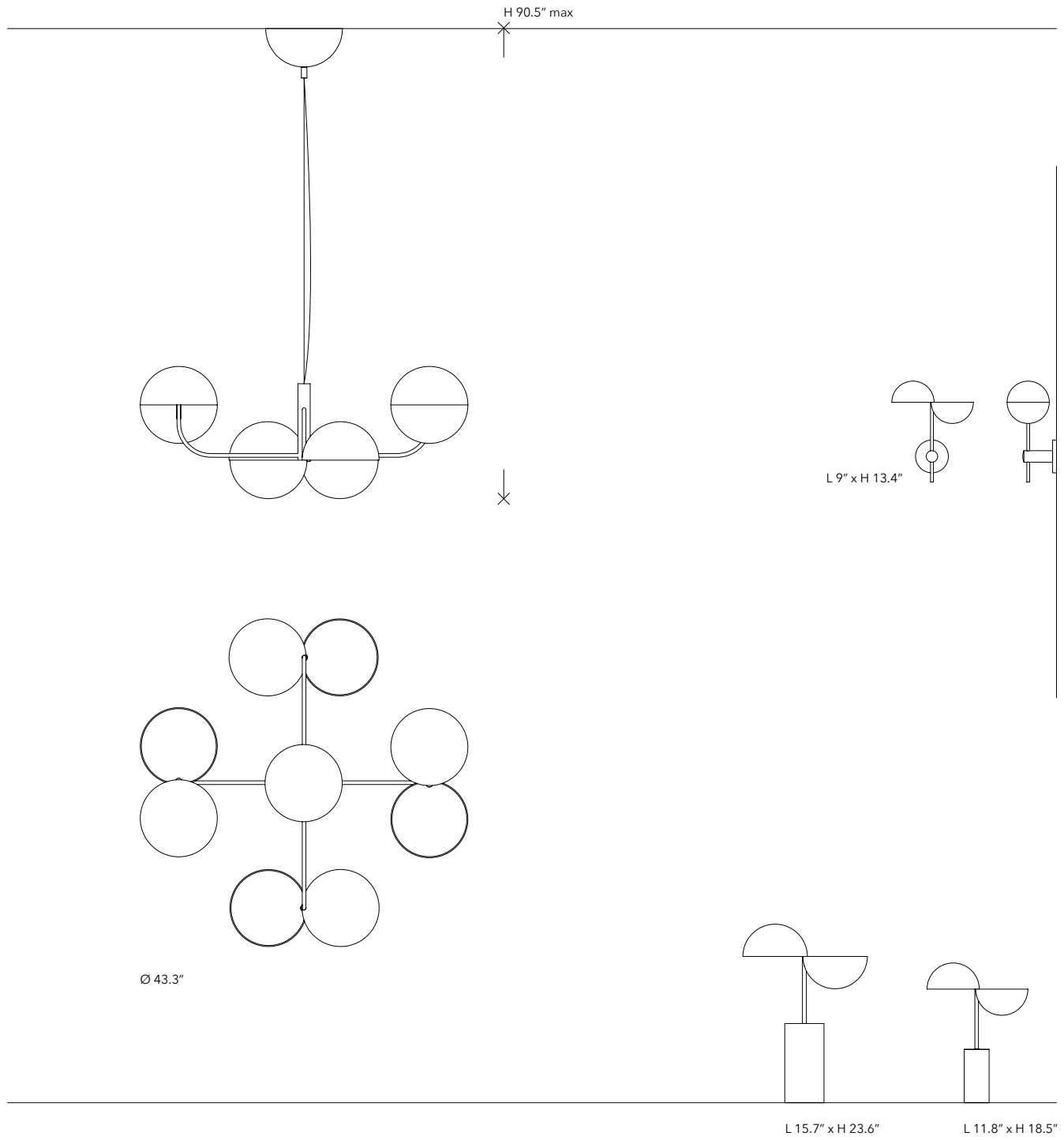
2x 8W - 3000K - 2x 827lm  
Dimmer on cable



### 1711-01 SMALL TABLE

2x 8W - 3000K - 2x 827lm  
Dimmer on cable





Finishes

Structure



Glossy black chrome

Base



Glossy black chrome



White Carrara marble

# LIT

A mutable object that changes with the light. When off, Lit looks like a suspended sculpture, a minimal tube made precious by the reflections that play on the glass. When lit, the lamp reveals a bright, warm and gentle soul.







# Lit

## TECHNICAL INFO

### 1912-23 LARGE SUSPENSION

1x 60W - E26



### 1912-22 MEDIUM SUSPENSION

1x 60W - E26



### 1912-21 SMALL SUSPENSION

1x 25W - E12



### 0811-92 CANOPY TYPE A

Ø4.4" x H1.4"

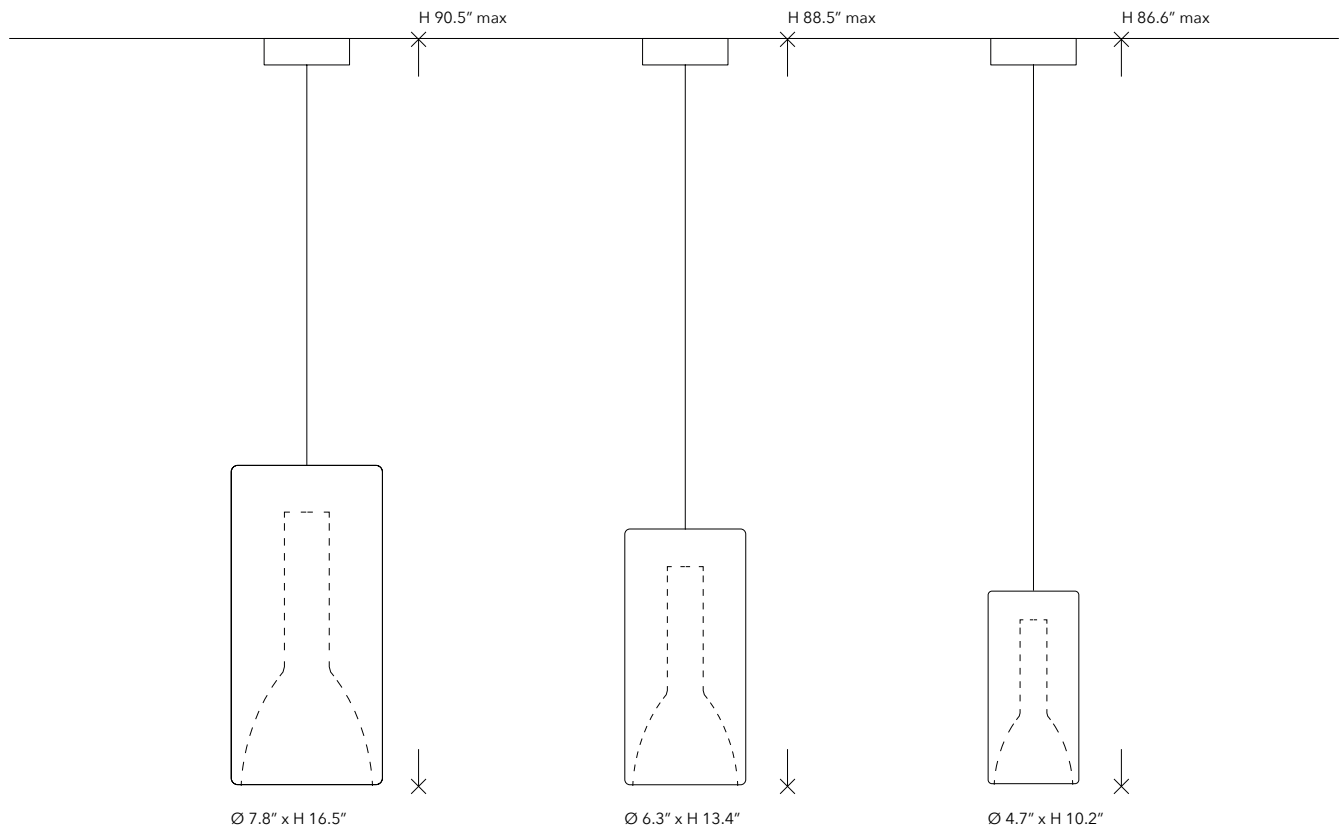
White - Titanium - Black

On-off

Wire RAL 9005







**Finishes**

**Mirroring Glass**



Mirroring gold



Mirroring orange



Mirroring blue



Mirroring violet

# Plates



**A-PLATES ROUND (ACORN, GLO, LIT, MOM)**



**AA01-T-30-03**  
Matt white

**AA18-T-30-03**  
Titanium

Ø 11.8" x H 2"

Round plate  
with max 3 fittings



**AA01-T-42-05**  
Matt white

**AA18-T-42-05**  
Titanium

Ø 16.5" x H 2"

Round plate  
with max 5 fittings



**AA01-T-42-07**  
Matt white

**AA18-T-42-07**  
Titanium

Ø 16.5" x H 2"

Round plate  
with max 7 fittings

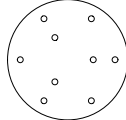


**AA01-T-60-07**  
Matt white

**AA18-T-60-07**  
Titanium

Ø 23.6" x H 2"

Round plate  
with max 7 fittings

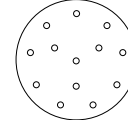


**AA01-T-80-09**  
Matt white

**AA18-T-80-09**  
Titanium

Ø 31.5" x H 2"

Round plate  
with max 9 fittings

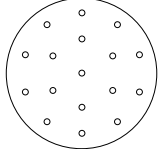


**AA01-T-80-13**  
Matt white

**AA18-T-80-13**  
Titanium

Ø 31.5" x H 2"

Round plate  
with max 13 fittings

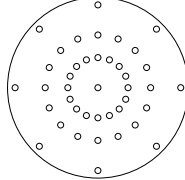


**AA01-T-100-17**  
Matt white

**AA18-T-100-17**  
Titanium

Ø 39.4" x H 2"

Round plate  
with max 17 fittings



**AA01-T-120-41**  
Matt white


**AA18-T-120-41**  
Titanium

Ø 47.2" x H 2"

Round plate  
with max 41 fittings



**A-PLATES LINEAR (ACORN, GLO, LIT, MOM)**



**AA01-L-92-08**  
Matt white

**AA18-L-92-08**  
Titanium

L 36.2" x D 6.3" x H 2"

Linear plate  
with max 8 fittings

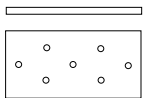


**AA01-L-138-08**  
Matt white

**AA18-L-138-08**  
Titanium

L 54.3" x D 6.3" x H 2"

Linear plate  
with max 8 fittings



**AA01-R-90-07**  
Matt white

**AA18-R-90-07**  
Titanium

L 35.4" x D 17.7" x H 2"

Rectangular plate  
with max 7 fittings

# Plates



**B-PLATES ROUND (STORM, WONDER)**



**BB01-T-30-03**  
Matt white  
Dimmable 0-10V

Ø 11.8" x H 2"

Round plate  
with max 3 fittings



**BB01-T-42-05**  
Matt white  
Dimmable 0-10V

Ø 16.5" x H 2"

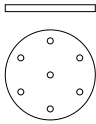
Round plate  
with max 5 fittings



**BB01-T-42-07**  
Matt white  
Dimmable 0-10V

Ø 16.5" x H 2"

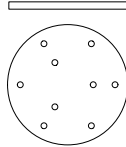
Round plate  
with max 7 fittings



**BB01-T-60-07**  
Matt white  
Dimmable 0-10V

Ø 23.6" x H 2"

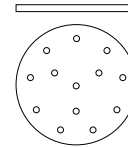
Round plate  
with max 7 fittings



**BB01-T-80-09**  
Matt white  
Dimmable 0-10V

Ø 31.5" x H 2"

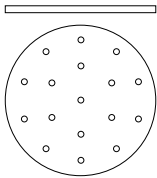
Round plate  
with max 9 fittings



**BB01-T-80-13**  
Matt white  
Dimmable 0-10V

Ø 31.5" x H 2"

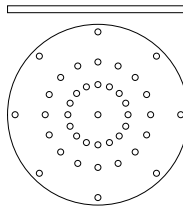
Round plate  
with max 13 fittings



**BB01-T-100-17**  
Matt white  
Dimmable 0-10V

Ø 39.4" x H 2"

Round plate  
with max 17 fittings



**BB01-T-120-41**  
Matt white  
Dimmable 0-10V

Ø 47.2" x H 2"

Round plate  
with max 41 fittings




**B-PLATES LINEAR (STORM, WONDER)**



**BB01-L-92-08**  
Matt white  
Dimmable 0-10V

L 36.2" x D 6.3" x H 2"

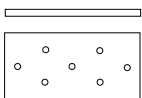
Linear plate  
with max 8 fittings



**BB01-L-138-08**  
Matt white  
Dimmable 0-10V

L 54.3" x D 6.3" x H 2"

Linear plate  
with max 8 fittings










**BB01-R-90-07**  
Matt white  
Dimmable 0-10V

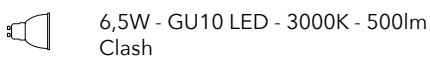
L 35.4" x D 17.7" x H 2"

Rectangular plate  
with max 7 fittings

# Keys

	Bulb included
	Bulb not included
	Integrated LED
	Dimmer included on cable or lamp
	North American Certification Marks - ETL
	Certification Pending (please check the website)
	Americans with Disabilities Act - ADA

### Included bulb



Voltage: 230V, 50/60HZ or 120V, 60 HZ according to the country.

Penta reserves the right to change, better and improve its models without notice, even if these improvements might change the aesthetic appearance of the proposed solutions.

The glass is hand made and mouth-blown by the master glass blower, according to the traditional blowing techniques. Each item is carefully checked, therefore apparent imperfections, such as bubbles or nuances in the glass colour, have to be recognised as merits and signs of the artisan's craftsmanship.



Penta srl takes part in Consorzio Ecolight for the implementation of directive WEEE/RAEE 2002/95/CE e 2003/1087/CE relating to the collection and disposal of light fittings

The paper used is completely biodegradable and recyclable.

### Dimmer

**DIMMER:** dimmable fixture by means of a switch situated on the lamp structure or on cable (push button, touch, slider control, microswitch)

**PHASE CUT:** dimmable fixture via remote device suitable to manage TRIAC/IGBT dimmable sources.

The minimum load of the dimmer must be verified, compatibility of the dimmer must be verified before installation.

0-10V: dimmable fixture through remote device suitable to manage 0-10V drivers.

**PUSH:** dimmable fixture through remote button suitable to manage Push drivers.

**ATTENTION:** fixture Lamps that mount bulbs are phase cut dimmable by means of a remote switch able to manage dimmable sources (retrofit LED bulbs must be dimmable).

### Note

Most product-integrated LED sources have a Color Rendering Index (CRI) = 90.

Products with integrated LED sources characterized by Correlated Color Temperature (CCT) 2700K can be requested after technical verification and commercial evaluation.

All luminaires can only be sold with the single rosettes shown on the pendants page or with the multiple plates shown on page 146.

The reverse is also true: rosettes and multiple plates cannot be sold separately from pendants.

All fixture are tested and guaranteed in their entirety: pendant + rosette or pendant(s) + multiple plate.

Any unauthorized installation will not be deemed compliant.

Sound-absorbing fabrics with sound-absorbing properties improve the acoustic comfort of the room where they are installed.

For multiple installations it is recommended to use bulbs with the same Correlated Color Temperature (CCT).

For updated data please refer to [www.pentalight.com](http://www.pentalight.com)



PENTA Light USA Inc. · New York, NY 10018  
(646) 688 3331 · Toll Free (844) 310 5598  
pentalight.com - usa@pentalight.com

**MADE IN ITALY 100%**

