

THE ACCENT X

II. EDITION

NEMO | **NEMO**_{STUDIO}

Made in Italy

NEMO - CONTEMPORARY COLLECTION

| | |
|------|----------------------------|
| 6. | DROP |
| 12. | TYPE |
| 18. | TITIA MINOR |
| 24. | FOX COLLECTION |
| 30. | SWAN |
| 34. | ZENA |
| 40. | CROWN APPLIQUE |
| 44. | LINESCAPES WALL |
| 48. | TUBES CEILING |
| 52. | UNTITLED READING |
| 58. | FIX |
| 62. | MAGA TABLE |
| 66. | ASTEROIDE CEILING |
| 70. | ARA WALL |
| 74. | LINESCAPES FLOOR |
| 78. | ON LINES |
| 82. | NEO |
| 88. | LAMPE DE BUREAU |
| 98. | LE CADRE PARFAIT |
| 100. | APPLIQUE RADIEUSE |
| 110. | APPLIQUE DE MARSEILLE MINI |
| 114. | PROJECTEUR 165 |
| 120. | POTENCE PIVOTANTE MINI |
| 124. | PIVOTANTE À POSER |
| 128. | APPLIQUE CYLINDRIQUE |
| 136. | PARLIAMENT |
| 142. | LA ROCHE |
| 148. | PLINT BATTERY MINI |
| 154. | ZIRKOL COLLECTION |
| 178. | GRAVITY COLLECTION |
| 198. | LUX COLLECTION |

NEMO - MASTER COLLECTION

NEMO STUDIO - ARCHITECTURAL COLLECTION



NEMO CONTEMPORARY COLLECTION

ENG

Instinct and constant design diligence in a collection that is the outcome of a sophisticated lighting engineering. A clear lines chandelier combined with an extremely slim aluminium structure for a soft echo of strong and diffused light. Each profile and connector is linked through a miniaturised connection for a unique result of suspended lightness.

DEU

Gespür und konsequente Sorgfalt beim Design einer Kollektion, deren Ergebnis eine anspruchsvolle Lichtgestaltung ist. Ein Kronleuchter mit klaren Linien, kombiniert mit einer extrem schlanken Aluminiumstruktur für ein sanftes und zugleich strahlendes Licht. Jedes Modul und jedes Verbindungsstück ist durch eine minimale Konstruktion miteinander verbunden, was zu einer einzigartigen schwebenden Leichtigkeit führt.

ITA

Istinto e costante diligenza di progetto per una collezione che è il frutto di un sofisticato lavoro di ingegneria illuminotecnica. Un chandelier dalle linee definite, combinate a una struttura in alluminio estremamente leggera per un morbido eco di luce importante e diffusa. Ogni profilo e contatto sono collegati attraverso una connessione miniaturizzata per un risultato unico di leggerezza sospesa.

FR

Instinct et recherche constante de conception pour une collection qui est le résultat d'un travail sophistiqué d'ingénierie d'éclairage. Un lustre aux lignes définies associé à une structure en aluminium extrêmement légère pour un écho de lumière importante et diffuse. Chaque profil et contact est relié par une connexion miniaturisée pour un résultat unique de légèreté suspendue.

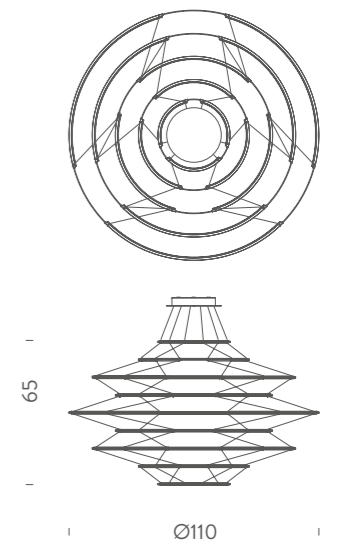




DROP

Ø 110

| <i>voltage/current</i> | <i>max power</i> | <i>source</i> | <i>flux</i> | <i>emission</i> | <i>CRI</i> | <i>switching</i> | <i>CCT</i> | <i>finish</i> | <i>code</i> |
|------------------------|----------------------------------|---------------|-------------|-----------------|------------|------------------|------------|---------------|-------------|
| 110-230V | 90W | linear LED | 8700lm* | diffused | 90 | 1-10V | 2700K | black | DRP LNN 53 |
| <i>note</i> | cable length 2,5m, *nominal flux | | | | | | | | |





ENG

Sophisticated and technical project that introduces the most cutting-edge achievements in the optics and dimming control into a domestic environment. Designed for a sharp lighting through a fluid interaction. A simple hand gesture can orient the light, vary the intensity and adjust the beam angle. The spotlight's features converge where the hand naturally rests to direct the spot. A magnetic spherical joint swivels the spot, providing significant adjustments. Matte black aluminium.

DEU


Ein raffiniertes und komplexes technisches Produkt, das die neuesten Errungenschaften im Bereich der Optik und der Dimmfunktion in eine private Umgebung integriert. Entwickelt für eine präzise Beleuchtung durch fließende Interaktion: eine einfache Handbewegung kann das Licht lenken, seine Intensität variieren und den Abstrahlwinkel einstellen. Die Eigenschaften des Strahlers laufen dort zusammen, wo die Hand den Spot auf natürliche Weise lenkt. Ein magnetisches Kugelgelenk erlaubt es, den Scheinwerfer zu schwenken und so die Intensität zu verändern. Mattschwarzes Aluminium.

ITA

Un oggetto sofisticato e tecnico che porta nell'ambiente domestico le più avanzate ricerche nel campo dell'ottica e del controllo della dimmerazione. Progettato per un'illuminazione puntuale attraverso un'interazione fluida, con un semplice movimento della mano si può orientare la luce, variarne l'intensità e sceglierne l'angolo di diffusione. Tutte le sue funzioni convergono dove la mano si poggia naturalmente per dirigere lo spot. L'orientabilità avviene attraverso un giunto sferico magnetico che permette importanti inclinazioni, controlla l'ottica e proietta il fascio di luce in modo puntuale. Alluminio nero opaco.

FR

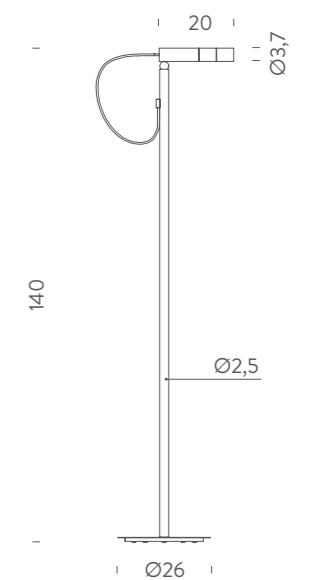
Un objet sophistiqué et technique qui apporte la recherche la plus avancée dans le domaine de l'optique et du contrôle de la gradation dans un environnement domestique. Conçu pour un éclairage précis grâce à une interaction fluide, d'un simple mouvement de la main vous pouvez orienter la lumière, faire varier son intensité et choisir l'angle de diffusion. Toutes ses fonctions convergent là où la main se pose naturellement pour diriger le spot. Le réglage s'effectue grâce à une rotule magnétique qui permet des inclinaisons importantes. qui contrôle l'optique et projette le faisceau de lumière. Aluminium noir mat.





TYPE FLOOR

| <i>voltage/current</i> | <i>max power</i> | <i>source</i> | <i>flux</i> | <i>optic</i> | <i>CRI</i> | <i>switching</i> | <i>CCT</i> | <i>finish</i> | <i>code</i> |
|------------------------|------------------|--|-------------|--------------|------------|------------------|------------|---------------------|-------------|
| 110/240V | 5W | LED spot | 467lm* | 15-60° | 90 | dim on board | 2700K | matte black painted | TYP LNN 21 |
| <i>note</i> | | 360° rotational magnet, zoom and dim control on board, nominal flux* | | | | | | | |



TYPE PENDANT

| <i>voltage/current</i> | <i>max power</i> | <i>source</i> | <i>flux</i> | <i>optic</i> | <i>CRI</i> | <i>switching</i> | <i>CCT</i> | <i>finish</i> | <i>code</i> |
|------------------------|---|---------------|-------------|--------------|------------|------------------|------------|---------------------|-------------|
| 110/240V | 5W | LED spot | 467lm* | 15-60° | 90 | dim on board | 2700K | matte black painted | TYP LNN 51 |
| <i>note</i> | zoom and dim control on board, cable length 2,5m, driver in the canopy, nominal flux* | | | | | | | | |



ENG

The design theme of the pendant lighting is addressed with a new dimension, designed to referred to the domestic environment and hospitality. Result of a considerable work of engineering, Titia Minor represents a jump to the future in the dematerialization and miniaturization of light sources, becoming part of the structure itself. A unique project in which the vacuum is filled exclusively by the light of the structure. The identical modules in recycled polymer are injection-moulded and equipped with quick couplings, allowing a practical and fast assembly and creating a discreet silhouette.

DEU

Das Designthema Pendelleuchten wird in einer neuen Dimension angegangen, die mehr auf das häusliche Umfeld und die Gastfreundschaft ausgerichtet ist. Titia Minor ist das Ergebnis einer bemerkenswerten technischen Entwicklung und stellt einen Sprung in die Zukunft dar, was die Entmaterialisierung und Miniaturisierung der Lichtquellen betrifft, die Teil der Struktur selbst werden. Ein einzigartiges Design, bei dem die Leere ausschließlich durch das Licht der Struktur gefüllt wird. Die identischen, aus recyceltem Polymer spritzgegossenen und mit Schnellkupplungen versehenen Module ermöglichen eine schnelle und praktische Montage und verleihen eine filigrane Silhouette.

ITA

Il tema progettuale dell'illuminazione pendant è affrontato con una dimensione nuova, rivolta maggiormente all'ambiente domestico e all'hospitality. Frutto di un'ingegnerizzazione notevole, Titia Minor rappresenta un salto nel futuro per quanto riguarda la smaterializzazione e la miniaturizzazione delle sorgenti luminose, che diventano parte della struttura stessa. Un progetto unico in cui il vuoto è riempito esclusivamente dalla luce della struttura. I moduli identici, stampati a iniezione in polimero riciclato e dotati di innesti rapidi, consentono un assemblaggio pratico e veloce e conferiscono una silhouette delicata.

FR

Le thème de conception de l'éclairage suspendu est confronté à une nouvelle dimension, davantage axée sur l'environnement domestique et l'hospitalité. Résultat d'une ingénierie considérable, Titia Minor représente un bond dans le futur en ce qui concerne la dématérialisation et la miniaturisation des sources lumineuses, qui deviennent partie intégrante de la structure elle-même. Un projet unique dans lequel le vide est rempli exclusivement par la lumière de la structure. Les modules identiques, moulés par injection en polymère recyclé et équipés de raccords rapides, permettent un montage pratique et rapide et donnent une silhouette délicate.

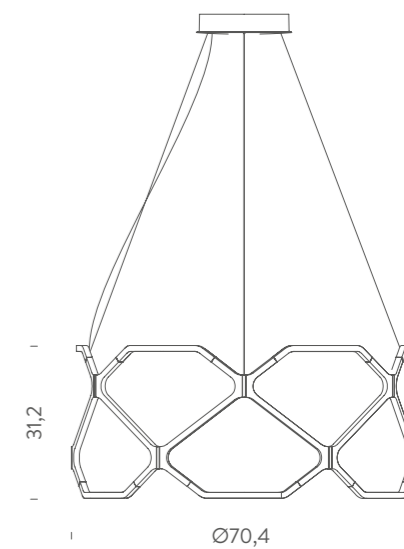




TITIA MINOR

| <i>voltage/current</i> | <i>max power</i> | <i>source</i> | <i>flux</i> | <i>emission</i> | <i>CRI</i> | <i>switching</i> | <i>CCT</i> | <i>finish</i> | <i>code</i> |
|------------------------|------------------|---------------|-------------|-----------------|------------|------------------|------------|---------------|-------------|
| 110-240V | 65W | LED board | 1925lm | indirect | 85 | dimnable 1-10V | 2700K | matte black | TIT LNN 52 |

note black RAL9005, cable length 3m, DALI version on request





ENG

Fox's collection features both essential aesthetics and functionality: the matte black painted steel structure allows wide movement, enabling interaction with the space, while the cylindrical spot with the optional anti-glare filter allows the light direction as required. The warm and diffused light beam is provided by a dimmable LED source. Available in a floor or wall-mounted version with cable and dimmer.

DEU

Die Kollektion von Fox zeichnet sich durch ihre esentielle Ästhetik und Funktionalität aus: Die Struktur aus mattschwarz lackiertem Stahl bietet viel Spielraum für die Interaktion mit dem Raum, während der zylindrische Spot mit dem optionalen anti-glare Filter die gezielte Lenkung des Lichts auf die jeweiligen Ansprüche der Kunden ermöglicht. Der warme und diffuse Lichtstrahl wird von einer dimmbaren LED erzeugt. Erhältlich in einer Boden- oder Wandversion mit Kabel und Dimmer

ITA

La collezione Fox si distingue per la sua estetica essenziale e la sua funzionalità: la struttura, in acciaio verniciato nero opaco, consente ampi movimenti, permettendo di interagire con lo spazio, mentre lo spot cilindrico, con il filtro antiriflesso opzionale, permette di orientare la luce in base alle necessità. Il fascio di luce caldo e diffuso è emesso da una sorgente LED dimmerabile. Disponibile nella versione da terra o da parete con cavo e dimmer.

FR

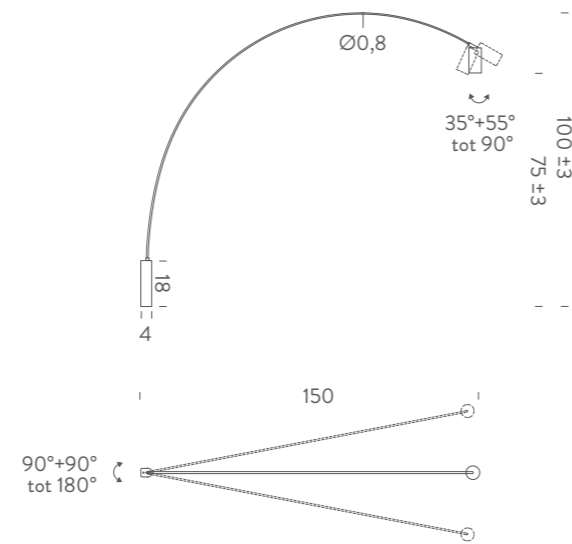
La collection Fox se distingue par son esthétique essentielle et sa fonctionnalité : la structure, en acier peint en noir mat, permet de grands mouvements, en interagissant avec l'espace, tandis que le spot cylindrique, avec le filtre antireflet en option, permet d'orienter la lumière selon les besoins. Le faisceau lumineux chaud et diffus est émis par une source LED gradable. Disponible en version sur pied ou murale avec câble et variateur.




FOX WALL

| <i>voltage/current</i> | <i>max power</i> | <i>source</i> | <i>flux</i> | <i>optic</i> | <i>CRI</i> | <i>switching</i> | <i>CCT</i> | <i>finish</i> | <i>code</i> |
|------------------------|------------------|---------------|-------------|--------------|------------|------------------|------------|---------------------|-------------|
| 110-240V | 15W | LED board | 839lm | 60° | 90 | dimnable | 2700K | matte black painted | FOX LN2 31 |

note cable length 2m, dimmer on board, antiglare accessory included (honeycomb), 90° orientable spot





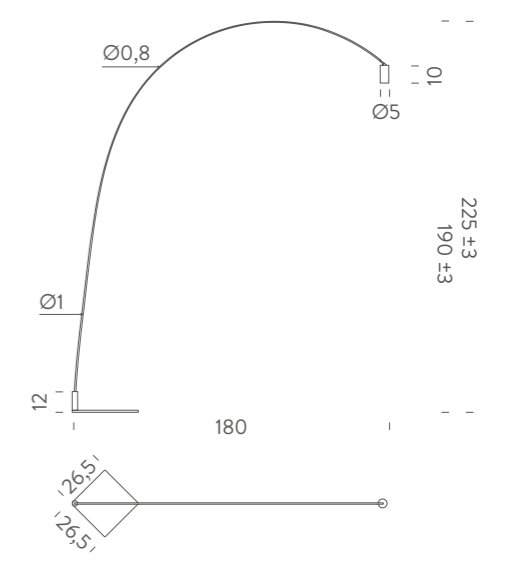
90° orientable spot
honeycomb

40° orientable body
steel matte black base

FOX

| <i>voltage/current</i> | <i>max power</i> | <i>source</i> | <i>flux</i> | <i>optic</i> | <i>CRI</i> | <i>switching</i> | <i>CCT</i> | <i>finish</i> | <i>code</i> |
|------------------------|------------------|---------------|-------------|--------------|------------|------------------|------------|---------------------|-------------|
| 110-240V | 15W | LED board | 839lm | 60° | 90 | dimmable | 2700K | matte black painted | FOX LN2 21 |

note cable length 3,5m, dimmer on cable, antiglare accessory included (honeycomb), 90° orientable spot



ENG

SWAN is a dimmable LED wall lamp for direct lighting. Aluminium matte black painted structure. Arm rotation of 40° vertically, contained by a leathered counterbalance, and 180° horizontally. Its directable cylindric head allows to flexibly orientate the light beam, with optional honeycomb filter for antiglare. Dimmer on cable.

DEU

SWAN ist eine dimmbare LED-Wandleuchte. Der Arm aus matt-schwarzem Aluminium ist um 180° vertikal-schwenkbar. Die Höhe des Armes wird mit Hilfe des Gegengewichts aus Leder um bis zu 40° eingestellt. Der Spot kann nach Wunsch orientiert werden. Optionale Waben-Blende als Blendschutz im Lieferumfang enthalten. Dimmer am Kabel.

ITA

Swan è una lampada da parete a LED dall'aspetto essenziale ma multifunzionale nel suo utilizzo. Con il suo design innovativo ed estremamente pratico si adatta a diverse esigenze: il braccio a muro con il suo sottile cavo nero collega la sorgente luminosa regolabile e il contrappeso, rivestito in pelle Testa di Moro. Dimmer sul cavo.

FR

SWAN is a dimmable LED wall lamp for direct lighting. Aluminium matte black painted structure. Arm rotation of 40° vertically, contained by a leathered counterbalance, and 180° horizontally. Its directable cylindric head allows to flexibly orientate the light beam, with optional honeycomb filter for antiglare. Dimmer on cable.





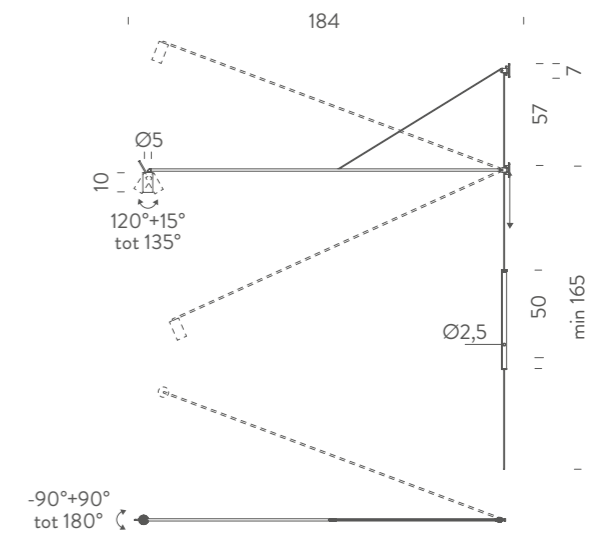
135° orientable spot
honeycomb

leather counterbalance

SWAN

| <i>voltage/current</i> | <i>max power</i> | <i>source</i> | <i>flux</i> | <i>optic</i> | <i>CRI</i> | <i>switching</i> | <i>CCT</i> | <i>finish</i> | <i>code</i> |
|------------------------|------------------|---------------|-------------|--------------|------------|------------------|------------|---------------------|-------------|
| 110-240V | 15W | LED board | 839lm | 60° | 90 | dimmable | 2700K | matte black painted | SWA LN2 31 |

note cable length 3,5m, antiglare accessory included (honeycomb), 135° orientable spot



ENG

The clean silhouette of Zena is the result of a rigorous research of geometrical design that leads to the conception of an essential and powerful artefact featuring significant lighting performances. The PLUS version includes a track that can host up to two adjustable spots. Zena represents a revolution in the world of wall lamps, a contemporary experiment that transforms the wall lamp from a traditionally static object into a dynamic and sophisticated element, an important synthesis of lightness, power and comfort. Zena features an aluminium extrusion available in matt white and matt black. Optional spotlights in the PLUS version.

DEU


Die essentielle Silhouette von Zena ist das Ergebnis einer rigorosen Forschung im Bereich des geometrischen Designs, die zur Schaffung eines charakteristischen und leistungsstarken Lichtobjekts geführt hat, das eine bedeutende Lichtleistung aufweist. Die PLUS-Version verfügt über eine Schiene, die bis zu zwei verstellbare Spots aufnehmen kann. Zena stellt eine Revolution in der Welt der Wandleuchten dar, ein zeitgenössisches Experiment, das die Wandleuchte von einem traditionell statischen zu einem dynamischen und raffinierten Element macht, eine wichtige Synthese aus Leichtigkeit, Leistung und Komfort. Zena besteht aus Aluminium und ist in den Farben Mattweiß und Mattschwarz erhältlich. Optionale Strahler in der Version PLUS.

ITA

L'essenzialità di Zena è il risultato di un attento studio di ricerca geometrica, che ha generato un oggetto essenziale e potente con importanti prestazioni luminose. La versione PLUS integra un binario che può ospitare fino a due spot orientabili. Zena rappresenta una rivoluzione nel mondo delle lampade a parete, un esperimento contemporaneo che trasforma l'appliche da oggetto tradizionalmente statico in elemento dinamico e sofisticato, un'importante sintesi tra obiettivi di leggerezza, potenza e fruibilità. Zena è realizzata da un estruso in alluminio presentata nelle versioni bianco opaco e nero opaco. Spot disponibili come accessori nella versione PLUS.

FR

L'essentialité de Zena est le résultat d'une étude minutieuse de recherche géométrique qui a généré un objet essentiel et puissant avec des performances d'éclairage importantes. La version PLUS intègre un rail pouvant accueillir jusqu'à deux spots orientables. Zena représente une révolution dans le monde des appliques murales, une expérience contemporaine qui transforme l'applique murale d'un objet traditionnellement statique en un élément dynamique et sophistiqué, une synthèse importante entre les objectifs de légèreté, de puissance et de confort. Zena est fabriquée à partir d'une extrusion d'aluminium, disponible en versions noir mat et blanc mat. Spots disponibles en accessoires dans la version PLUS.

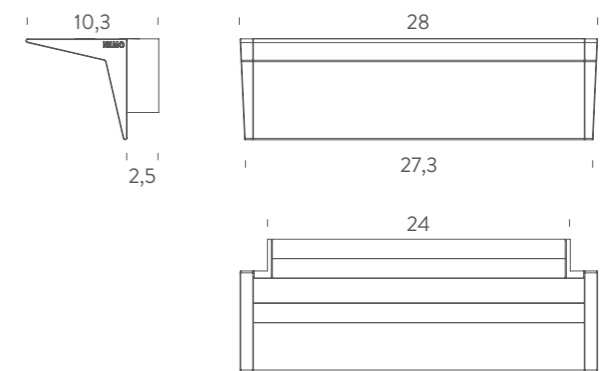





ZENA

LINEAR

| <i>voltage/current</i> | <i>max power</i> | <i>source</i> | <i>flux</i> | <i>emission</i> | <i>CRI</i> | <i>switching</i> | <i>CCT</i> | <i>finish</i> | <i>code</i> |
|------------------------|------------------|---------------|-------------|-----------------|------------|------------------|------------|---------------|-------------|
| 230V | 20W | LED board | 2200lm | diffused | 90 | TRIAC | 2700K | white | ZEN LW2 31 |
| | | | | | | | | black | ZEN LN2 31 |
| | | | | | | | 3000K | white | ZEN LWW 31 |
| | | | | | | | | black | ZEN LNW 31 |



matte black



whitewash

ZENA PLUS

LINEAR + TRACK

| voltage/current | max power | source | flux | emission | CRI | switching | CCT | finish | code | |
|-----------------|-----------|-----------|-------|----------|-----|-----------|-------|--------|------------|------------|
| 230V | 8W | LED board | 900lm | diffused | 90 | TRIAC | 2700K | white | ZEN LW2 32 | |
| | | | | | | | | black | ZEN LN2 32 | |
| | | | | | | | | 3000K | white | ZEN LWW 32 |
| | | | | | | | | black | ZEN LNW 32 | |

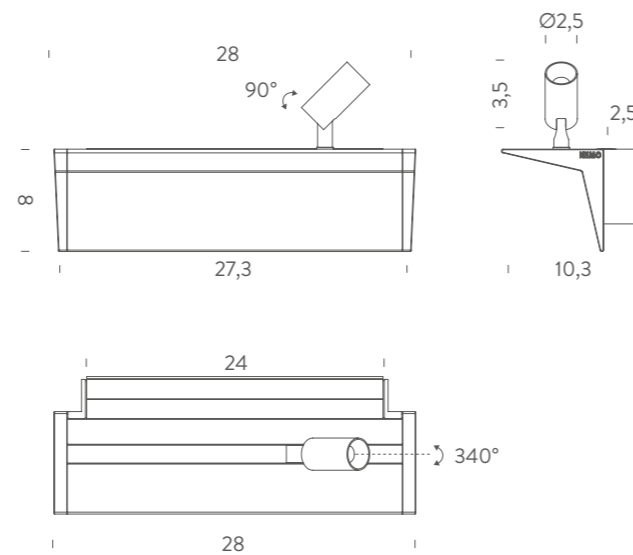
note spot not included, to be ordered separately




SPOT

| voltage/current | max power | source | flux | optic | CRI | switching | CCT | finish | code |
|-----------------|-----------|----------|-------|-------|-----|-----------|-------|--------|------------|
| 24V | 3W | LED spot | 150lm | 38° | 90 | TRIAC | 2700K | white | ZEN LW2 81 |
| | | | | | | | | black | ZEN LN2 81 |
| | | | 150lm | 38° | 90 | TRIAC | 3000K | white | ZEN LWW 81 |
| | | | | | | | | black | ZEN LNW 81 |

note max 2 spots per track, orientable



matte black



whitewash



ENG

The Crown collection, an iconic contemporary suspension lamp, born from an intuition by Jehs+Laub and inspired by the silhouette of a snow crystal, is enriched with a new wall-mounted version that increases its efficiency and brightness. Sandblasted highly reflective diffusers. The product is enriched with G-9s in the PLUS version, which are both longer and more efficient, exclusively designed for the Crown wall.

DEU

Die Crown-Kollektion, eine Ikone der zeitgenössischen Pendelleuchten, die einer Inspiration von Jehs+Laub entspringt und von der Silhouette eines Schneekristalls inspiriert ist, wird durch eine neue Version für die Wandmontage bereichert, die ihre Wirksamkeit und Helligkeit. Sandgestrahlte Diffusoren mit hohem Wirkungsgrad. Ergänzt wird das Modell durch die G-9-Leuchtmittel in der PLUS-Version, die nicht nur länger, sondern auch effizienter sind und speziell für die Crown-Wand entwickelt wurden.

ITA

La famiglia Crown, icona delle sospensioni contemporanee, nata da un'intuizione di Jehs+Laub, dalla forma simmetrica della sagoma del cristallo di neve a cui si sono ispirati, si arricchisce di una nuova versione a parete che ne aumenta l'efficacia e luminosità. Diffusori sabbiati ultrariflettenti. Completa il prodotto la collezione delle G-9 nell'edizione PLUS, più lunghe ed efficienti, destinati esclusivamente alla versione da parete.

FR

La collection Crown, icône des suspensions contemporaines, née d'une intuition de Jehs + Laub et inspirée par la forme en cristal de neige, s'enrichit d'une nouvelle version murale, qui augmente son efficacité et sa luminosité. Diffuseurs sablés ultra-réfléchissants. Le produit est complété par la collection de G-9 dans l'édition PLUS, plus longue et plus efficace, destinée exclusivement à ce modèle.

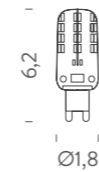




CROWN APPLIQUE

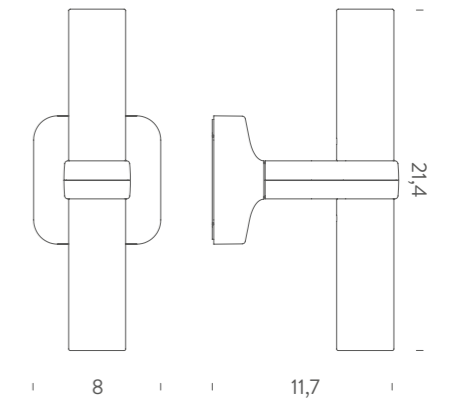
| voltage/current | max power | source | flux | emission | switching | CCT | finish | code |
|-----------------|-----------|--------------|------|----------|-----------------------------|-----|--------------------|------------|
| 110/230V | 2x4W | G9 QT-14 LED | | indirect | dimnable, according to bulb | | white matte | CRO HWW 33 |
| | | | | | | | black plated | CRO HPW 33 |
| | | | | | | | gold plated | CRO HOW 33 |
| | | | | | | | polished | CRO HLW 33 |
| | | | | | | | black matte | CRO HNW 33 |
| | | | | | | | gold painted matte | CRO HGW 33 |

note white RAL9003, black RAL9005, LED version with kit G9 LED NEMO



NEMO G9 4W LED

| LxWxH cm | N° | max power | source | flux | voltage | switching | CCT | code |
|----------|----------|-----------|-------------|-------|---------|-----------------------------|-------|------------|
| Ø1,8x6,2 | 2 pieces | 4W | G9 LED bulb | 400lm | 230V | dimnable, according to bulb | 2700K | LED D02 75 |
| | | | | | 230V | dimnable, according to bulb | 3000K | LED D03 05 |
| | | | | | 110V | dimnable, according to bulb | 2700K | LED D62 75 |
| | | | | | 110V | dimnable, according to bulb | 3000K | LED D63 05 |



LINESCAPES WALL

DRIVER ON BOARD

ENG

Extension of the famous Linescapes collection, a family of versatile floor, wall and ceiling lamps with high luminous efficiency based on a linear design. Structure with integrated electronics in extruded aluminium and diffuser in polycarbonate for an easy installation. Dimmable and available in white.

DEU


Erweiterung der berühmten Linescapes-Kollektion, einer Familie vielseitiger Steh-, Wand- und Deckenleuchten mit hoher Lichtausbeute, die auf einem linearen Design basiert. Die Struktur mit integrierter Elektronik aus stranggepresstem Aluminium und der Diffusor aus Polycarbonat ermöglichen eine einfache Installation. Dimmbar und in weißer Ausführung erhältlich.

ITA

Ampliamento della nota collezione Linescapes, una famiglia di lampade da terra, da parete e da soffitto versatili e ad alta efficienza luminosa, basate su un design lineare. Struttura in alluminio estruso, elettronica integrata e diffusore in polycarbonato per una facile installazione. Disponibile in bianco. Dimmerabile.

FR

Extension de la célèbre collection Linescapes, une famille de lampadaires, appliques et plafonniers polyvalents à haute efficacité lumineuse basés sur un design linéaire. Structure en aluminium extrudé, électronique intégrée et diffuseur en polycarbonate pour une installation facile. Disponible en blanc. Gradable.





driver on board

dimmable push

LINESCAPES WALL

102CM

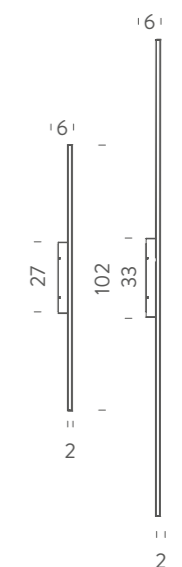
| <i>voltage/current</i> | <i>max power</i> | <i>source</i> | <i>flux</i> | <i>emission</i> | <i>CRI</i> | <i>switching</i> | <i>CCT</i> | <i>finish</i> | <i>code</i> |
|------------------------|------------------|---------------|-------------|-----------------|------------|------------------|------------|---------------|-------------|
| 110/240V | 19W | linear LED | 1125lm | diffused | 85 | dimmable push | 2700K | white | LIN LW2 35 |
| | | | | | | | 3000K | white | LIN LWD 35 |

182CM

| | | | | | | | | | |
|----------|-----|------------|--------|----------|----|---------------|-------|-------|------------|
| 110/240V | 33W | linear LED | 1765lm | diffused | 85 | dimmable push | 2700K | white | LIN LW2 36 |
| | | | | | | | 3000K | white | LIN LWD 36 |

note side emission, driver on board

ERC



ENG

The latest addition to the TUBES collection, composed of tubular elements in extruded aluminum. A more compact and powerful ceiling version, with two vertical tubes, one fixed to the ceiling and one rotatable like an arm and adjustable to user needs. Both cylinders have a 340° rotation. Available in white and black. Opal polycarbonate diffusers.

DEU

Die neue Ergänzung der TUBES-Kollektion, bestehend aus röhrenförmigen Elementen aus stranggepresstem Aluminium. Diese Deckenversion ist kompakter und kräftiger mit seinen 2 vertikalen Röhren, eine an der Decke befestigt und die andere dreht sich wie ein Arm, einstellbar auf die Bedürfnisse des Nutzers. Beide Zylinder können um 340° rotiert werden. In den Ausführungen Weiß und Schwarz erhältlich. Opal Polycarbonat Diffusoren.

ITA

La collezione TUBES si arricchisce di una versione a soffitto più compatta e potente regolabile in base a differenti esigenze. Due elementi tubolari a plafone ruotano di 340°: il primo fissato al soffitto in verticale ruota su sé stesso, mentre l'altro disegna una parabola. Disponibile in bianco o nero. Diffusori in policarbonato opalino.

FR

Le dernier arrivée de la collection TUBES, composé d'éléments tubulaires en aluminium extrudé. Cette version à plafond est plus compacte et plus puissante avec 2 tubes verticaux, l'un fixé au plafond et l'autre tournant comme un bras, réglable selon les besoins de l'utilisateur. Les deux cylindres ont une rotation de 340°. Disponible en blanche et noir. Diffuseurs en polycarbonate opale.


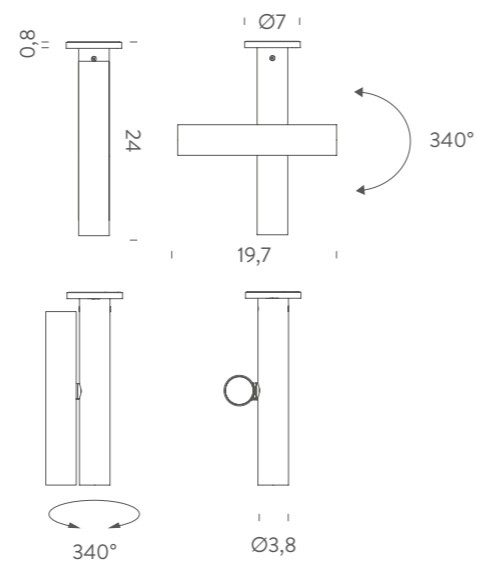



TUBES CEILING

| <i>voltage/current</i> | <i>max power</i> | <i>source</i> | <i>flux</i> | <i>emission</i> | <i>CRI</i> | <i>switching</i> | <i>CCT</i> | <i>finish</i> | <i>code</i> |
|------------------------|------------------|---------------|-------------|-----------------|------------|------------------|------------|---------------|-------------|
| 230V | 2x4,2W | LED board | 374lm | orientable | 85 | dimnable TRIAC | 2700K | grey white | TTB LWW 41 |
| | | | | | | | | matte black | TTB LNW 41 |

note orientable on two axes, also available in 120V, matte grey white RAL 9002

ERL



UNTITLED READING | BERNHARD OSANN

BLACK & GOLD CONE

ENG

Family of LED table/floor and wall lamps made of extruded aluminium painted matt black equipped with joints for flexible and dynamic positioning of the light. The model with a cylindrical aluminium spot light head features a stem that better respects the balance of the lamp and a cone in the finishes gold and black. Dimmer on board.

DEU


Familie von LED-Tisch-/Boden- und Wandleuchten aus stranggepresstem, mattschwarz lackiertem Aluminium mit Gelenken für eine flexible und dynamische Positionierung der Leuchte. Die Version mit zylindrischen Spotlight aus Aluminium wird mit einem Leuchtenfuß angeboten, der das Gleichgewicht der Leuchte besser respektiert und in den Ausführungen Gold und Schwarz. Touchdimmer integriert.

ITA

Famiglia di lampade da tavolo/terra e parete LED in estruso di alluminio verniciato nero opaco dotata di snodi per il posizionamento flessibile e dinamico della luce. La versione con corpo illuminante spot cilindrico in alluminio viene proposta con uno stelo che rispetta maggiormente il bilanciamento della lampada e con un cono nelle finiture oro e nero. Dimmer on board.

FR

Famille de lampes de table/sol et d'appliques LED en aluminium extrudé peint en noir mat, équipées de joints pour un positionnement flexible et dynamique de la lumière. La version avec corps lumineux cylindrique en aluminium est proposée avec une tige qui respecte mieux l'équilibre de la lampe et avec un cône dans les finitions or et noir. Dimmer sur le montant de la lampe.





touch dimmer

UNTITLED READING

CONE

| voltage/current | max power | source | flux | emission | CRI | switching | CCT | finish | code |
|-----------------|-----------|-----------|-------|-----------------|-----|--------------|-------|------------------|------------|
| 110-240V | 6,5W | LED board | 395lm | orientable spot | 90 | dim on board | 2700K | black/gold cone | UNT LN2 2C |
| | | | | | | | 3000K | black/gold cone | UNT LNN 2C |
| | | | | | | | 2700K | black/black cone | UNT LN2 2D |
| | | | | | | | 3000K | black/black cone | UNT LNN 2D |

LINEAR

| | | | | | | | | | |
|----------|----|-----------|-------|------------|----|--------------|-------|-------------|------------|
| 110-240V | 7W | LED board | 485lm | orientable | 90 | dim on board | 2700K | matte black | UNT LN2 2A |
| | | | | | | | 3000K | matte black | UNT LNN 2A |

SPOT

| | | | | | | | | | |
|----------|------|-----------|-------|-----------------|----|--------------|-------|-------------|------------|
| 110-240V | 6,5W | LED board | 395lm | orientable spot | 90 | dim on board | 2700K | matte black | UNT LN2 2B |
| | | | | | | | 3000K | matte black | UNT LNN 2B |

note

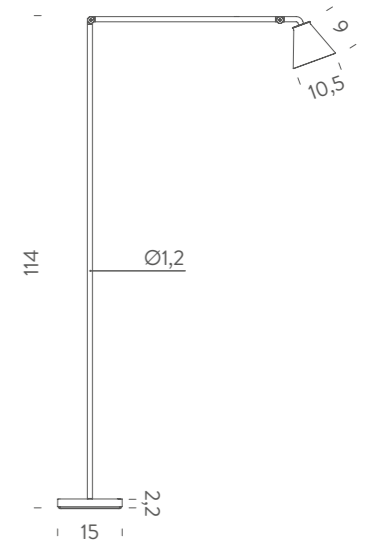
cable length 2m



gold burnished



black textured





orientable spot

FIX

ENG

A new version of one of the smallest and best performing TRIAC wall lamps. Clean lines, compact dimensions and a new optical system. Nemo consistently works on essential shapes as FIX, which represents an iconic object of the Nemo collection.

DEU

Eine neue Version einer der kleinsten und leistungsstärksten TRIAC-Wandleuchten. Klare Linien, kompakte Dimensionen und ein neues optisches System. Nemo arbeitet konsequent an essentiellen Formen wie FIX, die ein Objekt darstellt, das eine Ikone der Nemo-Kollektion ist.


ITA

Nuova versione di lampada da parete TRIAC di dimensioni più piccole e dalle migliori prestazioni. Linee pulite, dimensioni compatte e nuovo sistema ottico. Nemo lavora costantemente su forme essenziali come FIX, che rappresenta un oggetto che sta diventando sempre più un'icona della collezione Nemo.

FR

Nouvelle version de l'applique murale TRIAC, plus petite et plus performante. Lignes épurées, dimensions compactes et nouveau système d'optique. Nemo travaille constamment sur des formes essentielles telles que FIX, qui représente un objet qui devient de plus en plus une icône de la collection Nemo.





FIX DOUBLE EMISSION

| <i>voltage/current</i> | <i>max power</i> | <i>source</i> | <i>flux</i> | <i>emission</i> | <i>CRI</i> | <i>switching</i> | <i>CCT</i> | <i>finish</i> | <i>code</i> |
|------------------------|------------------|---------------|-------------|-----------------|------------|------------------|------------|----------------|-------------|
| 230V | 2x6W | LED board | 2x380lm | up + down | 85 | dimmable TRIAC | 2700K | matte white | FIM LWW 3D |
| | | | | | | | | matte black | FIM LNW 3D |
| | | | | | | | | matte gold | FIM LGT 3D |
| | | | | | | | | burnished gold | FIM LGW 3D |

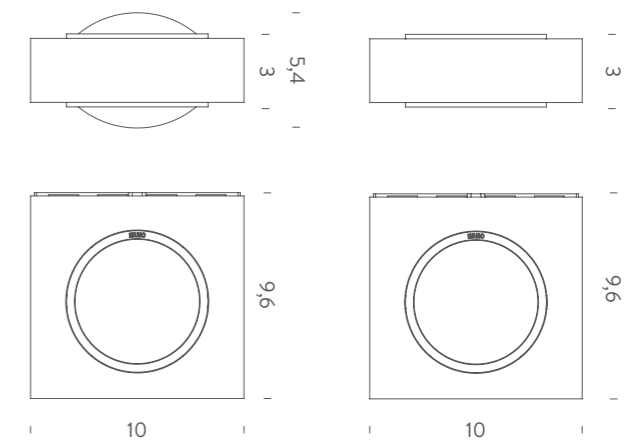

note available also in 120V, suggested dimmer TECNEL TE7636 (dimming range from 45% to 100%)



FIX 100°

| <i>voltage/current</i> | <i>max power</i> | <i>source</i> | <i>flux</i> | <i>emission</i> | <i>CRI</i> | <i>switching</i> | <i>CCT</i> | <i>finish</i> | <i>code</i> |
|------------------------|------------------|---------------|-------------|-----------------|------------|------------------|------------|----------------|-------------|
| 230V | 2x6W | LED board | 2x524lm | up + down | 85 | dimmable TRIAC | 2700K | matte white | FIM LWW 3C |
| | | | | | | | | matte black | FIM LNW 3C |
| | | | | | | | | matte gold | FIM LGT 3C |
| | | | | | | | | burnished gold | FIM LGW 3C |

note available also in 120V, suggested dimmer TECNEL TE7636 (dimming range from 45% to 100%)



MAGA TABLE

ENG

The uniqueness of Maga's elegant glass diffuser extends to the Maga Table, a contemporary addition to the pendant and wall/ceiling versions. The opaline glass diffuser provides a soft, diffused light distribution on shelves and walls. The base is made of chromed polymer. The elliptical design gives the lamp a clean and classic look.

DEU

Die Einzigartigkeit des eleganten Glasdiffusors von Maga erstreckt sich auch auf die Maga Table, eine moderne Ergänzung zu den Pendel- und Wand-/Deckenleuchten. Der Opalglasdiffusor sorgt für eine weiche, diffuse Lichtverteilung auf dem Regal und an den Wänden. Die Basis besteht aus verchromtem Polymer. Das elliptische Design verleiht der Leuchte einen klaren und klassischen Look.

ITA

L'unicità del volume garbato del vetro di Maga diventa anche lampada da tavolo: Maga Table, una dimensione contemporanea che si aggiunge alle versioni a sospensione e a parete/soffitto. Il diffusore in vetro opalino offre una luce morbida e diffusa, distribuita sul piano e sulle pareti. La base è realizzata in polimero cromato. Il corpo ellittico le conferisce uno stile semplice ed elegante.

FR

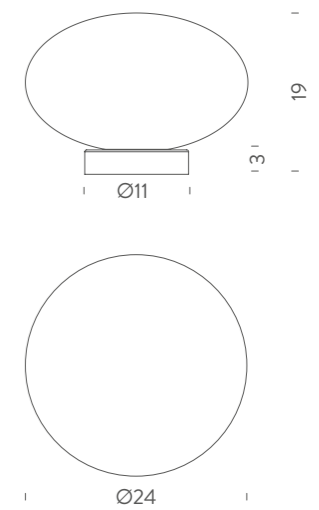
L'unicité du volume gracieux du verre Maga devient également une lampe de table : Maga Table, une dimension contemporaine qui s'ajoute aux versions suspension et applique/plafonnier. Le diffuseur en verre opale offre une lumière douce et diffuse, répartie sur la surface et sur les murs. La base est en polymère chromé. Le corps elliptique lui donne un style simple et élégant.





MAGA TABLE

| <i>voltage/current</i> | <i>max power</i> | <i>source</i> | <i>flux</i> | <i>emission</i> | <i>switching</i> | <i>finish</i> | <i>code</i> |
|------------------------|-----------------------|---------------|-------------|-----------------|----------------------------|-------------------------|-------------|
| 230V | 46W | E14 | | diffused | dimnable according to bulb | chrome/opal white glass | MGA EWW 12 |
| <i>note</i> | cable length 80+120cm | | | | | | |



ASTEROIDE CEILING

ENG

The legendary Asteroide collection expands with the ceiling version in triplex blown glass in satin opal white. The uniqueness of Nemo's glass meets a pure design, making Asteroide an item closely connected to the company's tradition. It guarantees a discreet and homogeneous light diffusion with high standards either alone or in a composition. Chromed structure.

DEU

Die legendäre Asteroide-Collection wird um die Deckenversion aus mundgeblasenem Triplex-Glas in satiniertem Opalweiß erweitert. Die Einzigartigkeit des Nemo-Glases trifft auf ein klares Design und macht Asteroide zu einem Produkt, das eng mit der Tradition des Unternehmens verbunden ist. Sie garantiert eine diskrete und homogene Lichtstreuung mit hohem Standard, entweder allein oder in einer Komposition. Struktur aus verchromtem.

ITA

La storica collezione Asteroide si arricchisce della versione soffitto in vetro soffiato triplex color bianco opale satinato. La tradizione del vetro di Nemo si unisce alla semplicità del design e rende Asteroide un elemento intimamente legato alla tradizione dell'azienda. Garantisce una diffusione della luce discreta e omogenea con elevati standard sia singolarmente che in una composizione. Montatura cromata.

FR

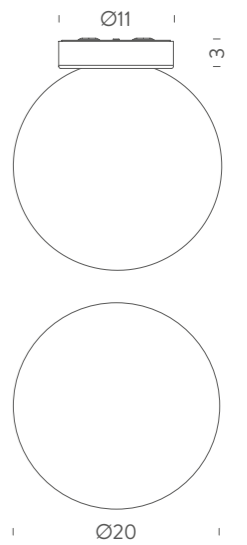
La collection légendaire Asteroide s'enrichit de la version plafonnier en verre soufflé triplex blanc opale satiné. La tradition du verre Nemo se conjugue à la simplicité du design et rend l'Asteroide un élément intimement lié à la tradition de l'entreprise. Il garantit une diffusion discrète et homogène de la lumière avec des standards élevés à la fois individuellement et que dans une composition. Structure chromé.





ASTEROIDE CEILING

| <i>voltage/current</i> | <i>max power</i> | <i>source</i> | <i>flux</i> | <i>emission</i> | <i>switching</i> | <i>finish</i> | <i>code</i> |
|------------------------|------------------|---------------|-------------|-----------------|----------------------------|-------------------------|-------------|
| 230V | 46W | E14 | | diffused | dimnable according to bulb | chrome/opal white glass | AST EHW 43 |



ARA WALL | ILARIA MARELLI

DIMMABLE TRIAC

ENG

Family of floor and wall lamps with LED sources. Composed of two elements in aluminum. The structure is painted white or anthracite, while the rotating element can be polished anodized or painted white or anthracite. In the rotary there is a LED source for diffused and adjustable lighting. Now available TRIAC.

DEU

Familie von Steh- und Wandleuchten mit LED-Lichtquellen. Sie besteht aus zwei Elemente aus Aluminium. Die Struktur ist weiß oder anthrazit lackiert, während das Drehelement poliert oder weiß oder anthrazit sein kann. Im Drehelement befindet sich eine LED-Lichtquelle für diffuses und verbreitete Jetzt in TRIAC erhältlich.

ITA

Famiglia di lampade da terra e da parete con sorgenti LED. Composta da due elementi in alluminio. La struttura è verniciata bianco o antracite, mentre l'elemento rotante può essere anodizzato lucido o verniciato antracite o bianco. Nel rotante è presente una sorgente LED per un'illuminazione diffusa e orientabile. Ora disponibile TRIAC.

FR

Famille de lampes de sol et murales avec sources LED. Composé de deux éléments en aluminium. Le corps est peint en blanc ou anthracite, tandis que le rotatif peut être poli ou peint en blanc ou anthracite. A l'intérieur du rotatif il y a une source lumière LED pour avoir une lumière diffuse et orientable. Maintenant disponible en TRIAC.





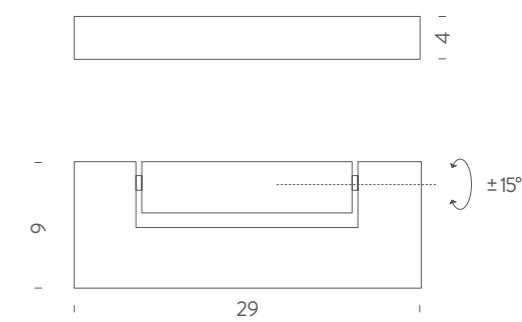

30° orientable LED

ARA WALL

| <i>voltage/current</i> | <i>max power</i> | <i>source</i> | <i>flux</i> | <i>emission</i> | <i>CRI</i> | <i>switching</i> | <i>CCT</i> | <i>finish</i> | <i>code</i> | |
|------------------------|------------------|---------------|-------------|-----------------|------------|------------------|------------|---------------|-----------------------|------------|
| 230V | 11,5W | LED board | 911lm | double | 85 | TRIAC | 2700K | white/white | ARA LWW 36 | |
| | | | | | | | | 3000K | white/white | ARA LWW 37 |
| | | | | | | | | 2700K | anthracite/anthracite | ARA LXX 36 |
| | | | | | | | | 3000K | anthracite/anthracite | ARA LXX 37 |
| | | | | | | | | 2700K | white/polished | ARA LWL 36 |
| | | | | | | | | 3000K | white/polished | ARA LWL 37 |
| | | | | | | | | 2700K | anthracite/polished | ARA LXL 36 |
| | | | | | | | | 3000K | anthracite/polished | ARA LXL 37 |

note orientable, anthracite RAL7016

ERC IP40



LINESCAPES FLOOR

MATTE GOLD

ENG

A clear and solid line of light characterizes a classic in the world's lighting panorama: Linescapes floor version presents an extruded aluminium structure and a white, black or Roman gold polycarbonate diffuser. Linescapes is inspired by a special project for a private collection of contemporary art.

DEU

Eine klare und solide Lichtlinie kennzeichnet einen Klassiker in der Welt der Beleuchtung: Linescapes floor hat ein Profil aus stranggepresstem Aluminium und einen Diffusor aus Polycarbonat in Weiß, Schwarz und mattgold. Linescapes wurde durch ein besonderes Projekt für eine private Sammlung zeitgenössischer Kunst inspiriert.

ITA

Una linea di luce chiara e solida caratterizza un classico nel panorama dell'illuminazione mondiale: Linescapes floor ha una struttura in estruso di alluminio e un diffusore in policarbonato bianco, nero e oro romano. Ispirato a un progetto speciale per una collezione privata di arte contemporanea.

FR

Une ligne de lumière claire et solide caractérise un classique dans le panorama mondial de l'éclairage: le Linescapes floor a une structure en aluminium extrudé et un diffuseur en polycarbonate blanc, noir et or romain. Inspiré d'un projet spécial pour une collection privée d'art contemporain.

Untitled (diptych), Piero Pizzi Cannella, 1997



LINESCAPES FLOOR

| <i>voltage/current</i> | <i>max power</i> | <i>source</i> | <i>flux</i> | <i>emission</i> | <i>CRI</i> | <i>switching</i> | <i>CCT</i> | <i>finish</i> | <i>code</i> |
|------------------------|------------------|---------------|-------------|-----------------|------------|------------------|------------|---------------|-------------|
| 110-240V | 42W | linear LED | 2050lm | diffused | 85 | dimmable | 2700K | white | LIN LW2 22 |
| | | | | | | | | black | LIN LN2 22 |
| | | | | | | | | gold | LIN LG2 22 |
| | | | | | | | 3000K | white | LIN LWD 22 |
| | | | | | | | | black | LIN LND 22 |
| | | | | | | | | gold | LIN LGD 22 |

note dimmer on cable , cable length 2,5m



ENG

Table LED lamp with aluminum base and methacrylate diffusers. The base is equipped with tracks to freely position the different diffusers to create infinite configurations of light and transparency. Available in two versions, white or black painted base with colored diffusers. Dimmable with touch dimmer switch on board.

DEU

LED-Tischleuchte mit Aluminiumsockel und Diffusoren aus Methacrylat. Die Basis ist mit Schienen ausgestattet, auf denen die verschiedenen Diffusoren frei positioniert werden und unendlich viele Konfigurationen von Licht und Transparenz erzeugen. Lieferbar in zwei Versionen, mit weiß oder schwarz lackiertem Sockel und farbigen Diffusoren. Touch-Dimmer on Bord.

ITA

Lampada da tavolo LED con base in alluminio e pannelli diffusori in metacrilato. La base presenta 4 binari dove posizionare liberamente i differenti diffusori per creare infinite configurazioni di luce e trasparenze. Disponibile in due versioni, base verniciata bianca o nera con diffusori colorati. Dimmerabile con interruttore touch dimmer on board.

FR

Lampe de table LED avec base en aluminium et panneaux diffuseurs en méthacrylate. La base présente 4 rails où positionner au choix les différents diffuseurs pour créer d'infinies configurations de lumière et de transparence. Disponible en deux versions, base blanche ou noir avec diffuseurs colorés. Dimmable avec touch dimmer switch intégré.

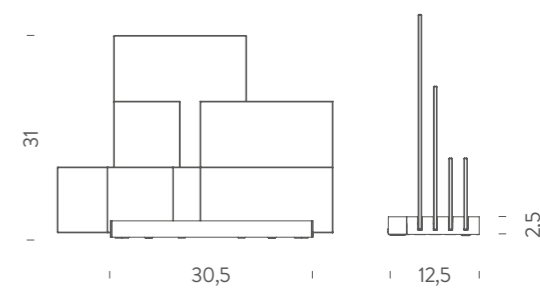




ON LINES

| <i>voltage/current</i> | <i>max power</i> | <i>source</i> | <i>flux</i> | <i>emission</i> | <i>CRI</i> | <i>switching</i> | <i>CCT</i> | <i>finish</i> | <i>code</i> |
|------------------------|------------------|---------------|-------------|-----------------|------------|------------------|------------|---------------|-------------|
| 110-240V | 15W | LED board | 1700lm | diffused | 85 | dim on board | 2700K | black/colours | ONL LNW 12 |
| | | | | | | | | white/colours | ONL LWW 11 |

note cable length 2m, structure white or black with coloured diffusers



MATTE GOLD

ENG

Neo is a hyper-contemporary movable lighting object: a versatile aluminium silhouette, capable of lying on the wall without a base. The body rotates 180° for a direct or indirect light. The visual impact of Neo in the black finish can also be enhanced in the gold version.

DEU

Neo präsentiert sich als hypermodernes, nomadisches Beleuchtungsobjekt: eine vielseitige Aluminium-Silhouette, die ohne Sockel an der Wand befestigt werden kann. Das Gehäuse ist um 180° drehbar und ermöglicht direktes oder indirektes Licht. Die optische Wirkung von Neo in schwarzer Ausführung wird durch die goldene Ausführung noch verstärkt.

ITA

Neo si presenta come un oggetto ipercontemporaneo di illuminazione nomade: una silhouette in alluminio versatile, capace di rimanere appoggiata alla parete senza una base. Il corpo ruota di 180° per una luce diretta o indiretta. L'impatto visivo di Neo nella finitura nera si arricchisce in quella dorata.

FR


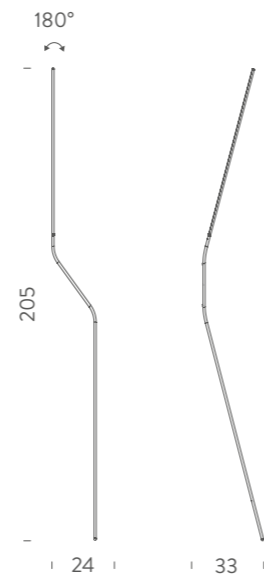
Neo se présente comme un objet hyper contemporain d'éclairage mobile: une silhouette en aluminium, capable de s'appuyer contre le mur sans socle. Le corps pivote à 180° pour un éclairage direct ou indirect. L'impact visuel de Neo dans la finition noire s'enrichit dans celle dorée.



NEO

| <i>voltage/current</i> | <i>max power</i> | <i>source</i> | <i>flux</i> | <i>emission</i> | <i>CRI</i> | <i>switching</i> | <i>CCT</i> | <i>finish</i> | <i>code</i> |
|------------------------|------------------|---------------|-------------|-----------------|------------|------------------|------------|---------------|-------------|
| 230V | 11W | linear LED | 600lm | orientable | 95 | dimnable | 2700K | black | NEO LNN 21 |
| | | | | | | | | gold | NEO LGN 21 |

note orientable 180°, dimmer on cable, cable length 3,5m



NEMO

MASTER COLLECTION



LAMPE DE BUREAU | CHARLOTTE PERRIAND

1965

ENG

Starting from the necessity of illuminating the faces reflected in the mirror of a cabinet designed for the famous French glassworks Boussois, in 1965 Charlotte Perriand designed the wall-mounted version of the Lampe de Bureau, later transformed into a table lamp: the grey aluminium stem is anchored to a lifted, almost suspended, darker base, and the diaphanous pressed glass diffuser is available in two finishes, white inside and green, blue mare, blue grey, yellow, or red outside. Lampe de Bureau represents an important exercise in the rationalisation of the traditional table lamp.

DEU

Aus der Notwendigkeit heraus, die Gesichter zu beleuchten, die sich im Spiegel eines für die berühmte französische Glashütte Boussois entworfenen Schrankes widerspiegeln sollten, entwarf Charlotte Perriand 1965 die Wandversion der Lampe de Bureau, die später in eine Tischleuchte umgewandelt wurde: Der graue Aluminiumarm ist auf einem erhöhten, fast schwebenden, dunklerem Fuß montiert, und der Transparente Pressglasdiffusor ist in zwei Ausführungen erhältlich: innen weiß und außen grün, blau mare, blau grey, gelb oder rot. Die Lampe de Bureau ist ein wichtiger Beitrag zur Optimierung der traditionellen Tischleuchte.

ITA

Dalla necessità di illuminare i volti riflessi nello specchio di un armadietto disegnato per la famosa vetreria francese Boussois, Charlotte Perriand crea nel 1965 la versione a parete della Lampe de Bureau, successivamente trasformata in lampada da tavolo: lo stelo in alluminio è ancorato ad una base sollevata, quasi sospesa, e il diffusore si presenta diafano in due colori, bianco all'interno e verde, blu mare, blue grey, giallo o rosso all'esterno. La Lampe de Bureau rappresenta un importante esercizio di razionalizzazione della tradizionale lampada d'appoggio.

FR

Du besoin d'éclairer les visages reflétés dans le miroir d'un meuble conçu pour le célèbre verrier français Boussois, Charlotte Perriand crée en 1965 la version murale de la Lampe de Bureau, transformée par la suite en lampe de table : la tige en aluminium gris est ancrée à une base surélevée, presque suspendue, plus sombre, et le diffuseur diaphane en verre pressé est disponible en deux finitions, blanc à l'intérieur et vert, bleu mare, bleu grey, jaune ou rouge à l'extérieur. La Lampe de Bureau représente un exercice important de rationalisation de la lampe d'appoint traditionnelle.



switching button



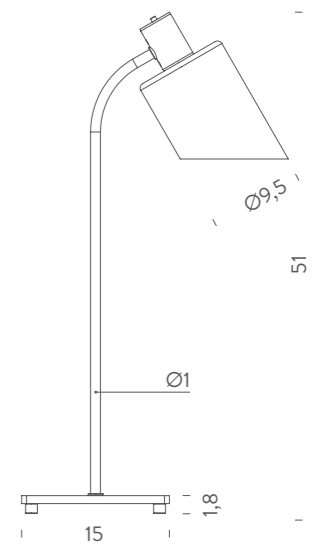

Self Portrait of Giuseppe Ungaretti, Milan, Private Collection, 1960



LAMPE DE BUREAU

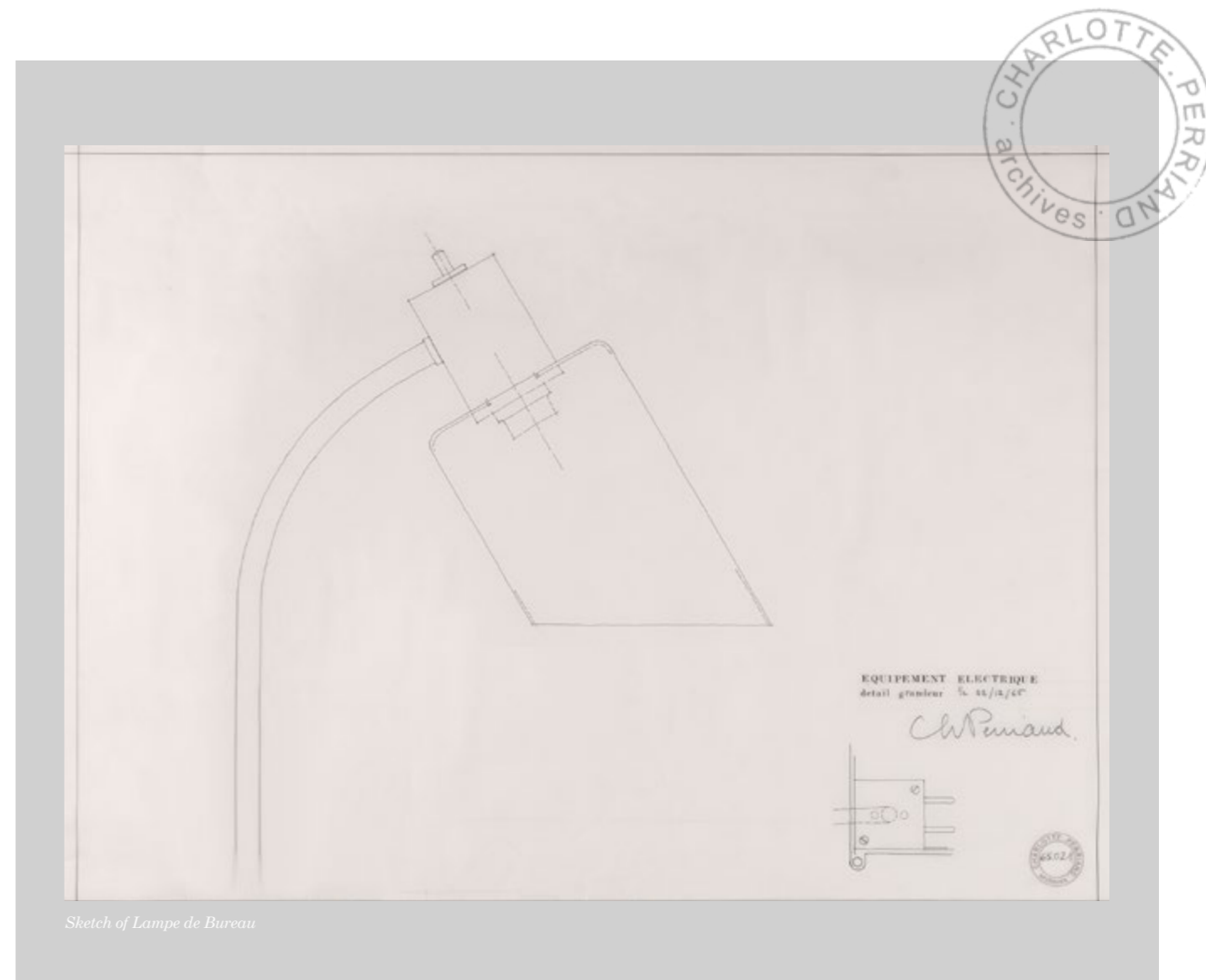
| voltage/current | max power | source | emission | CRI | switching | CCT | finish | code |
|-----------------|-----------|-------------------|----------|-----|-----------|-----|-----------|------------|
| 230V | 46W | E14 LED/HALO/FLUO | diffused | | on board | | green | LDB EDV 11 |
| | | | | | | | red | LDB EDR 11 |
| | | | | | | | blue mare | LDB EDB 11 |
| | | | | | | | blue grey | LDB EDC 11 |
| | | | | | | | yellow | LDB EDG 11 |

note cable length 1,5m, steel base dark grey RAL7016, steel body light grey RAL7046, green, red, blue mare, blue grey and yellow glass available



Charlotte Perriand's lightings are timeless. They are at the same time functional and minimalist, designed, as her furniture, on an architectural scale. They aren't lightings of a "designer" but of an "architect", that play with volumes and dimensions, as an architectural element of a combination, to let space "sing".

Pernette Perriand-Barsac, Jacques Barsac, Archives Charlotte Perriand



LE CADRE PARFAIT | LE CORBUSIER

1950

ENG

Le Cadre Parfait was designed by Le Corbusier in 1950, and was conceived for Heidi Weber, Swiss art collector, for her drawings and graphic works collection. By placing the glass within the frame, he completely changed its traditional proportions. The emerging glass transforms the oak frame into a perfect cubic body, hung on a wall or freely displayed as an object. As a result, the glass and the design appear to be floating. This process was the start of a research dedicated to the standardization of many elements linked to interior fittings. Nemo edits La Cadre Parfait in a solid oak wood structure and matte anodized aluminum details.

DEU

Le Cadre Parfait wurde 1950 von Le Corbusier für die Schweizer Kunstsammlerin Heidi Weber für ihre Sammlung von Zeichnungen und grafischen Werken entworfen. Indem er das Glas in den Rahmen setzte, veränderte er dessen traditionelle Proportionen völlig. Das hervortretende Glas verwandelt den Eichenholzrahmen in einen perfekten kubischen Körper, der an die Wand hängt oder frei als Objekt präsentiert werden kann. So scheinen das Glas und das Design zu schweben. Dieser Prozess war der Beginn einer Forschung, die der Standardisierung zahlreicher Elemente im Zusammenhang mit der Innenausstattung gewidmet war. Nemo bearbeitet La Cadre Parfait mit einer Struktur aus massivem Eichenholz und Details aus matt eloxiertem Aluminium.

ITA

Disegnata da Le Corbusier nel 1950, Le Cadre Parfait è stata concepita per la collezione di disegni e per le opere grafiche di Heidi Weber, collezionista d'arte svizzera. Il posizionamento del vetro all'interno della cornice in rovere ne ha profondamente modificato le proporzioni tradizionali, trasformando il volume in un perfetto corpo cubico, che può essere appeso a una parete o liberamente esposto come oggetto. Il vetro e l'opera sembrano così fluttuare. Questo processo ha segnato l'inizio di una ricerca dedicata alla standardizzazione di molti elementi legati agli allestimenti interni. Nemo rivisita Le Cadre Parfait, realizzando una struttura in legno massello di rovere con dettagli in alluminio anodizzato opaco.

FR

Le Cadre Parfait a été dessiné par Le Corbusier en 1950, et conçu pour Heidi Weber, collectionneur d'art suisse, pour sa collection de dessins et d'œuvres graphiques. En plaçant le verre à l'intérieur du cadre, il a changé complètement ses proportions traditionnelles. Le verre émergeant transforme le cadre en chêne en un corps cubique parfait, accroché au mur ou librement exposé comme un objet. Ainsi, le verre et le design semblent flotter. Ce procédé a été le début d'une recherche dédiée à la standardisation de nombreux éléments liés à l'aménagement intérieur. Nemo édite La Cadre Parfait dans une structure en bois de chêne massif et des détails en aluminium anodisé mat.





LE CADRE PARFAIT

dimensions

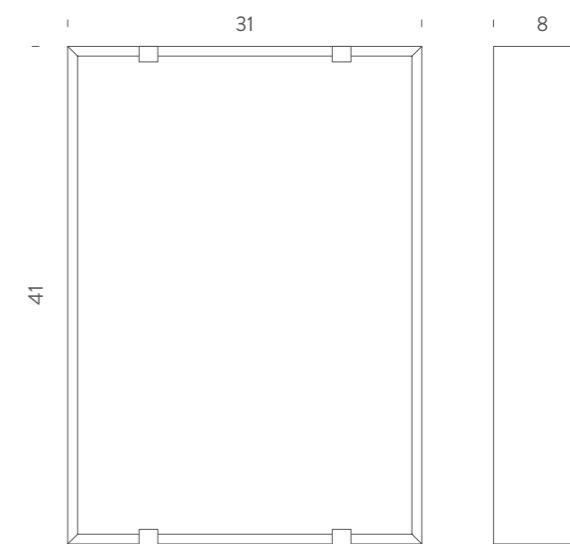
41x31x6 cm

finish

solid oak

code

CLC SMT 31



APPLIQUE RADIEUSE | LE CORBUSIER

APPLIQUE D'ENTRÉE DES APPARTEMENTS 1949-1952

ENG

In 1949, Le Corbusier conceived the Applique d'entrée des appartements, a wall lamp of curved sheet metal destined to enlighten the entrances of the Unité d'Habitation in Marseille, the housing unit symbol of the Modern Movement in its architectural and urbanistic conception. Using a distinctive silhouette, the Master designed the paradigm of the wall lamp, giving it the maximum efficiency while hiding the light source. The light emission can be arranged as desired, downlight or uplight for direct or diffuse light. The colours are the same as those adopted for the Unité d'Habitation: the iconic red, blue, white, orange and green.

DEU

1949 entwirft Le Corbusier die Applique d'entrée des appartements, eine Wandleuchte aus gebogenem Messing, die die Wohnungseingänge der Unité d'Habitation in Marseille beleuchten soll. Nemo unterstreicht die Genialität des Maestro und die ihm innewohnende Funktionalität, indem er ihm den Namen Applique Radieuse gibt: Der Lichtaustritt kann je nach Wunsch als Downlight oder Uplight für direktes oder diffuses Licht ausgerichtet werden. Der Körper ist außen rot, blau, weiß, orange und grün.


ITA

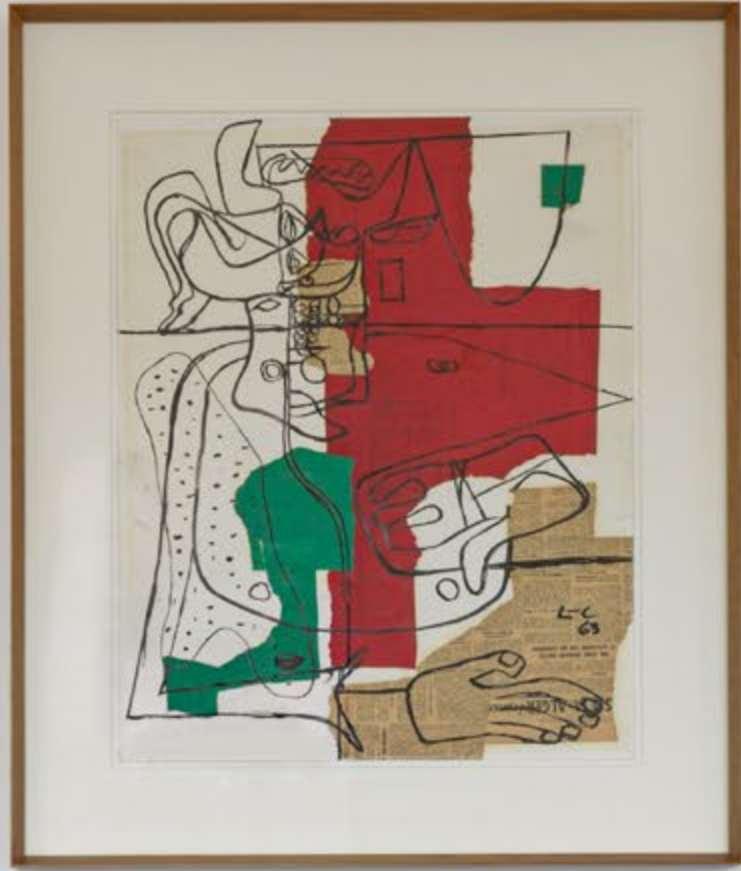
Nel 1949 Le Corbusier concepisce l'Applique d'entrée des appartements, lampada da parete in lamiera curvata destinata a illuminare gli ingressi dell'Unité d'Habitation. Nemo amplifica il genio del maestro e la sua intrinseca funzionalità dandole il nome Applique Radieuse: l'emissione luminosa può essere orientata a piacere, down-light o up-light, rendendola così adatta anche per una luce diffusa. Corpo verniciato nei colori rosso, blu, bianco, arancio e verde all'esterno.

FR

En 1949, Le Corbusier conçoit l'Applique d'entrée des appartements, une applique en tôle cintrée destinée à éclairer les entrées de l'Unité d'Habitation. Nemo amplifie le génie du maître et sa fonctionnalité intrinsèque en lui donnant le nom d'Applique Radieuse : l'émission lumineuse peut être orientée à volonté, vers le bas ou vers le haut, ce qui la rend ainsi adaptée pour une lumière diffuse. Corps peint en rouge, jaune ou bleu, blanc, orange et vert à l'extérieur.

Giulio Turcato, Interno di fabbrica, 1954





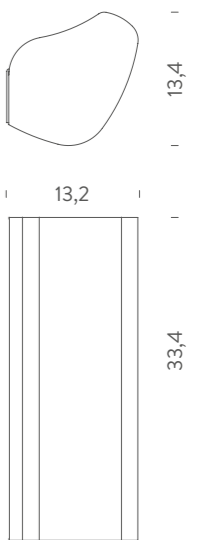

Le Corbusier, Untitled, collage on cardboard with ink and watercolor, Milan, Private Collection, 1962



APPLIQUE RADIEUSE

| <i>voltage/current</i> | <i>max power</i> | <i>source</i> | <i>flux</i> | <i>emission</i> | <i>CRI</i> | <i>switching</i> | <i>CCT</i> | <i>finish</i> | <i>code</i> |
|------------------------|------------------|---------------|-------------|-----------------|------------|------------------|------------|---------------|-------------|
| 230V | 2x40W | E27 A60 | | indirect | | mono switch | | white | ARS EWW 31 |
| | | | | | | | | red | ARS ERW 31 |
| | | | | | | | | orange | ARS EAW 31 |
| | | | | | | | | blue | ARS EBW 31 |
| | | | | | | | | green | ARS EVW 31 |

note white RAL9002, red RAL3002, blue RAL5015, orange RAL2011, green RAL6016



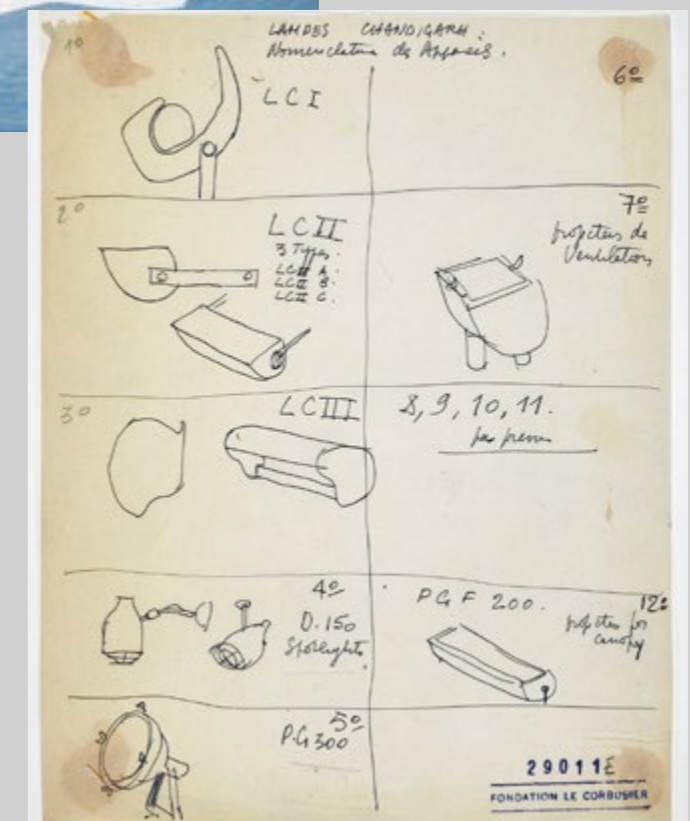


Engraving by Le Corbusier, *La main ouverte*, 1955 ©FLC/ADAGP



All will keep a simple shape, composed by poor materials, that will adapt perfectly to the linear elements of his architecture without "contaminating" it, without decorating it.

Michel Richard, Fondation Le Corbusier



Original sketch by Le Corbusier

APPLIQUE DE MARSEILLE MINI | LE CORBUSIER

ENG

Mini version of the iconic Applique de Marseille, designed by Le Corbusier for his Parisian flat in Rue Nungesser et Coli. A wall lamp for direct and diffused light: two cone-shaped lampshades direct the light up and down, providing homogenous and sharp light beams. Available in matte grey, whitewash or black finish with an internal white diffuser.

DEU

Mini-Version der legendären Applique de Marseille, die Le Corbusier für seine Pariser Wohnung in Rue Nungesser et Coli entworfen hat. Eine Wandleuchte für direktes und diffuses Licht: zwei kegelförmige Lampenschirme leiten das Licht nach oben und unten und sorgen für homogene und scharfe Lichtstrahlen. Erhältlich in den Ausführungen mattgrau, whitewash oder schwarz.

ITA

Versione mini della iconica Applique de Marseille, progettata da Le Corbusier per il suo appartamento parigino in Rue Nungesser et Coli: una lampada da parete per un'illuminazione diretta e diffusa. Due paralumi a forma di cono dirigono la luce sia verso l'alto che verso il basso, creando fasci di luce nitidi e omogenei. Disponibile in alluminio verniciato grigio opaco, bianco calce o nero, con interno dei diffusori bianco.

FR

Version mini de la légendaire Applique de Marseille, dessinée par Le Corbusier pour son appartement parisien de rue Nungesser et Coli : une applique à éclairage direct et diffus. Deux diffuseurs en forme de cône dirigent la lumière vers le haut et vers le bas, créant des faisceaux lumineux homogènes et nets. Disponible en aluminium verni gris mat, blanc chaux ou noir, avec intérieur des diffuseurs blanc.



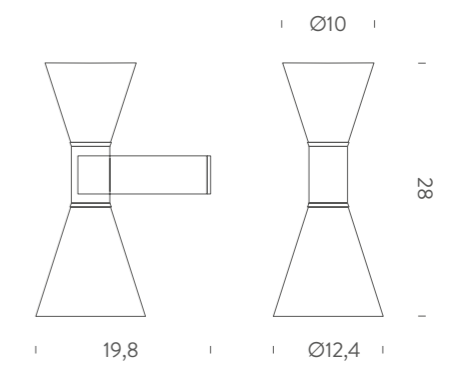


APPLIQUE DE MARSEILLE MINI

| <i>voltage/current</i> | <i>max power</i> | <i>source</i> | <i>flux</i> | <i>emission</i> | <i>CRI</i> | <i>switching</i> | <i>CCT</i> | <i>finish</i> | <i>code</i> |
|------------------------|------------------|---------------|-------------|-----------------|------------|-------------------|------------|---------------|-------------|
| 230V | 2x40W | E14 | | indirect | | according to bulb | | matte black | AMM ENN 31 |
| | | | | | | | | matte grey | AMM EDD 31 |
| | | | | | | | | whitewash | AMM EWW 31 |

note matte grey RAL7046, whitewash RAL9002, matte black RAL7021

ERIC 



PROJECTEUR 165 | LE CORBUSIER

IP44

ENG

The adjustable Mini version of Le Corbusier's iconic Projecteur 165 meets the most strict standards for outdoor installation (IP 44). Available wall and pendant versions, the lamp provides a diffused and adjustable light. Aluminium body painted in night blue, white sand or moka. Canopies painted in matt black, screws and small black chrome metal parts. E27 socket allows the use of fluorescent and LED sources.

DEU

Die schwenkbare Mini-Version der Le Corbusier-Ikone Projecteur 165 erfüllt die strengsten Normen für die Aufstellung outdoor (IP 44). Die Leuchte ist als Wand- und Pendelleuchte erhältlich und spendet ein diffuses, einstellbares Licht. Der Leuchtenkörper ist aus Aluminium, nachtblau, sand- oder mokafarben lackiert. Das gewölbte Diffusorglas ist innen sandgestrahlt. Der Baldachin sind matt schwarz lackiert, die Flügelmutter und Kleinteile sind matt schwarz verchromt. Diffuse und verstellbare Lichtsteuerung. Der E27-Sockel erlaubt den Einsatz von LED und Kompaktleuchtstofflampen.

ITA

La versione Mini orientabile dell'iconico Projecteur 165 di Le Corbusier soddisfa i più rigorosi standard per l'installazione outdoor (IP 44). Disponibile nelle versioni a parete e a sospensione, la lampada emette una luce diffusa e orientabile. Il corpo della lampada è in alluminio verniciato blu notte, bianco sabbato moka, mentre il vetro diffusore è bombato e sabbato internamente. I rosoni sono verniciati nero opaco, i galletti di chiusura sono cromati neri come il resto della minuteria. L'attacco E27 permette l'utilizzo di sorgenti fluorescenti e LED.

FR

La version Mini orientable de l'emblématique Projecteur 165 de Le Corbusier répond aux normes les plus rigoureuses d'installation en extérieur (IP 44). Disponible dans les versions applique et suspension, la lampe émet une lumière diffuse et orientable. Le corps de la lampe est en aluminium peint bleu nuit, blanc sablé moka, tandis que le verre diffuseur est bombé et sablé intérieurement. Les rosaces sont peintes en noir mat, les écrous papillon sont chromés en noir comme le reste des petites pièces. La douille E27 permet l'utilisation de sources fluorescentes et LED.



Original sketch by Le Corbusier

PROJECTEUR 165 | IP44

WALL/CEILING


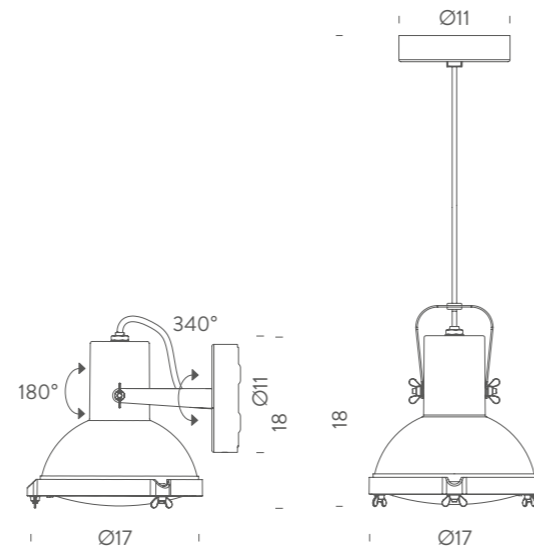
| voltage/current | max power | source | flux | emission | switching | CCT | finish | code |
|-----------------|-----------|--------|------|--------------|-----------------------------|-----|------------|------------|
| 230V | 23W | E27 | | direct, spot | dimnable, according to bulb | | night blue | PRP FDW 32 |
| | | | | | | | white sand | PRP FWS 32 |
| | | | | | | | moka | PRP FMW 32 |

PENDANT

| | | | | | | | | |
|------|-----|-----|--|--------------|-----------------------------|--|------------|------------|
| 230V | 23W | E27 | | direct, spot | dimnable, according to bulb | | night blue | PRP FDW 52 |
| | | | | | | | white sand | PRP FWS 52 |
| | | | | | | | moka | PRP FMW 52 |

note orientable, max bulb H11cm, cable length 2,1m

ERC





"In 1940 I designed a revolving and cheap lamp, manufactured with long, black tubes assembled in a shape of an inverted L, to bring electrical cable from the switch to the bulb".

Ch Perriano



POTENCE PIVOTANTE MINI | CHARLOTTE PERRIAND

RED & GREY

ENG

Charlotte Perriand was inspired by the boom of sailboats when she conceived her Potence Pivotante, a puristic masterpiece reduced to its essential elements. Her modern and pioneering ideas are shown by the steel arm fixed to the wall, that rotates on the horizontal axis, describing an angle of almost 180°. The original design in a matt black finish is enriched with the red and grey finishes for the MINI version.

DEU


Charlotte Perriand ließ sich vom Grossbaum der Segelboote inspirieren, als sie die Potence Pivotante entwarf, ein puristisches, auf das Wesentliche reduziertes Meisterwerk. Ihre modernen und bahnbrechenden Ideen zeigen sich in dem an der Wand befestigten Stahlarm, der sich um die horizontale Achse dreht und dabei einen Winkel von fast 180° beschreibt. Das Originaldesign in mattschwarzer Ausführung wird bei der MINI-Version durch die Farben Rot und Grau bereichert.

ITA

Charlotte Perriand si è ispirata al boma delle barche a vela quando ha concepito la Potence Pivotante, un capolavoro purista ridotto ai suoi elementi essenziali. Le sue idee moderne e pionieristiche sono mostrate dal braccio in acciaio fissato alla parete, che ruota sull'asse orizzontale, descrivendo un angolo di quasi 180°. Il design originale in finitura nero opaco si arricchisce con le finiture rosso e grigio per la versione MINI.

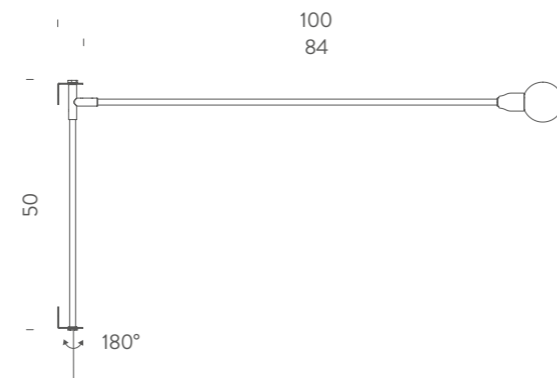

FR

Charlotte Perriand s'est inspirée du bôme des voiliers quand elle a conçu sa Potence Pivotante, un chef-d'oeuvre puriste réduit à l'essentiel. Ses idées modernes et pionnières sont exprimées par son bras en acier fixé sur le mur, qui peut pivoter dans son axe horizontal, en décrivant un angle de presque 180°. Le design original en noir mat est enrichi par le rouge et le gris de la version MINI.



POTENCE PIVOTANTE MINI

| <i>voltage/current</i> | <i>max power</i> | <i>source</i> | <i>flux</i> | <i>emission</i> | <i>CRI</i> | <i>switching</i> | <i>CCT</i> | <i>finish</i> | <i>code</i> |
|------------------------|---|---------------|-------------|-----------------|------------|------------------|------------|---------------|-------------|
| 230V | 4W | G9 LED | 400lm | diffused | 80 | dimmable | 2700K | black | POM HNW 31 |
| | | | | | | | | red | POM HRW 31 |
| | | | | | | | | grey | POM HDW 31 |
| <i>accessory</i> | wall electrical installation cover | | | | | | | black | POM ATT 31 |
| | | | | | | | | red | POM ATR 31 |
| | | | | | | | | grey | POM ATD 31 |
| <i>note</i> | orientable, switch on cable, max power allowed: 25W G9 HALO bulb, cover for direct wall electrical installation (no plug), dimmable (only with direct wall electrical installation), cable length 2,5m, also available in 120V, G9 LED included, red RAL3004, grey RAL7046, blue RAL5002, black RAL9005 | | | | | | | | |



PIVOTANTE À POSER | CHARLOTTE PERRIAND

PASTEL BLUE

ENG

Innovative design for the 50s but still a contemporary table lamp. Its cylindrical body opens on two sides on which two diffusers rotate allowing the opening and closing of the light beam to adjust the light in a direct or indirect way. Steel base painted in matt grey, body in rolled metal sheet painted in white, yellow or blue, now also available in pastel blue. Switch on cable.

DEU

Pivotante ist innovatives Design aus den 1950er Jahren, aber dennoch eine moderne Tischleuchte. Der Lichtaustritt wird durch zwei Schirme reguliert, die durch Drehen das Schließen und Öffnen des Strahls und die direkte oder indirekte Steuerung der Beleuchtung ermöglichen. Der Sockel ist aus mattgrau lackiertem Stahl. Die matten weißen, gelben und blauen Oberflächen werden durch die ikonische hellblau lackierte Metalloberfläche bereichert. Der Schalter befindet sich im Kabel.

ITA

Design innovativo degli anni '50 e un'icona che ha segnato un'epoca tra le lampade da tavolo: l'emissione luminosa di Pivotante à Poser viene regolata da due schermi che, ruotando, permettono la chiusura e l'apertura del fascio di luce e la gestione dell'illuminazione in modo diretto o indiretto. Le finiture bianco, giallo e blu opaco si arricchiscono dell'iconica finitura in metallo verniciato azzurro pastello. Interruttore su cavo.

FR

Design innovant des années 50 et icône qui a marqué une époque parmi les lampes de table : l'émission lumineuse de Pivotante à Poser est régulée par deux écrans qui, en tournant, permettent la fermeture et l'ouverture du faisceau lumineux et la gestion de l'éclairage direct ou indirect. Les finitions blanches, jaunes et bleues mates sont rehaussées par l'émblématique finition en métal peint bleu pastel. Interrupteur sur le câble.





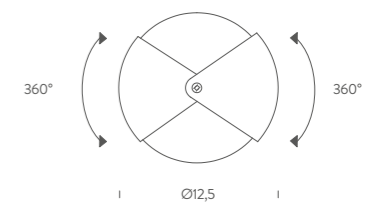
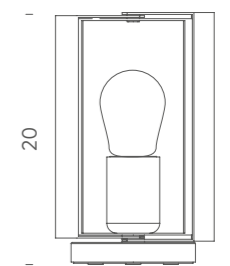
360° orientable emission

PIVOTANTE À POSER

LED/HALO/FLUO

| <i>voltage/current</i> | <i>max power</i> | <i>source</i> | <i>flux</i> | <i>emission</i> | <i>CRI</i> | <i>switching</i> | <i>CCT</i> | <i>finish</i> | <i>code</i> |
|------------------------|------------------|---------------|-------------|-----------------|------------|------------------|------------|---------------|-------------|
| 230V | 60W | E27, A60 | | orientable | | on cable | | white | PAP EDW 12 |
| | | | | | | | | yellow | PAP EDG 12 |
| | | | | | | | | blue | PAP EDB 12 |
| | | | | | | | | pastel blue | PAP EDC 11 |

note cable length 2,5m, orientable 360°, yellow RAL 1033, blue RAL 5002, pastel blue RAL5024



APPLIQUE CYLINDRIQUE | CHARLOTTE PERRIAND

ANTHRACITE GREY & WHITEWASH

ENG

Charlotte Perriand designed Applique Cylindrique for her mountain chalet Le Vieux Matelot in Saint Nicolas de Véroce in the early 30s. Perriand's interest in pivoting screens reflects her observation on human gestures: a simple touch allows to direct the lampshade and to control the light beam, making it possible to adjust intensity and direction. Applique Cylindrique is available in two versions, Longue and Petite and in two new finishes anthracite grey and whitewash, along with the iconic pastel blue painted metal.

DEU

Charlotte Perriand konzipierte Applique Cylindrique für ihre Berghütte Le Vieux Matelot in Saint Nicolas de Véroce in den frühen 30er Jahren. Perriands Interesse an schwenkbaren Bildschirmen spiegelt ihre Beobachtung menschlicher Gesten wider: eine einfache Berührung ermöglicht die Steuerung und Ausrichtung des Lichts. Applique Cylindrique in zwei neuen Ausführungen erhältlich: anthrazitgrau und weiß sowie das ikonische hellblau lackierte Metall.

ITA


La lampada da parete Applique Cylindrique è stata disegnata da Charlotte Perriand per il suo chalet di montagna Le Vieux Matelot nei primi anni '30. L'interesse di Perriand per gli schermi pivotanti riflette la sua osservazione sui gesti umani: un semplice tocco permette di orientare il paralume e di controllare il fascio di luce, consentendo così di giocare con direzione e intensità luminosa. Applique Cylindrique è proposta nelle misure Longue e Petite. L'iconica finitura in metallo verniciato light blue è ora affiancata dalle nuove versioni anthracite grey e whitewash.

FR

L'applique murale Applique Cylindrique a été dessinée par Charlotte Perriand pour son chalet de montagne Le Vieux Matelot au début des années 30. L'intérêt de Perriand pour les écrans pivotants reflète son observation des gestes humains: une simple pression permet d'orienter l'abat-jour et de contrôler le faisceau de lumière, permettant ainsi de jouer avec la direction et l'intensité lumineuse. L' Applique Cylindrique est disponible dans les tailles Longue et Petite. La finition iconique en métal peint bleu clair est désormais enrichie par les nouvelles versions gris anthracite et blanc délavé.

Nemo's special editions for "Maison au Bord de l'Eau"- Miami, 2013 | ph. S. Muratet - Louis Vuitton - ACHP.



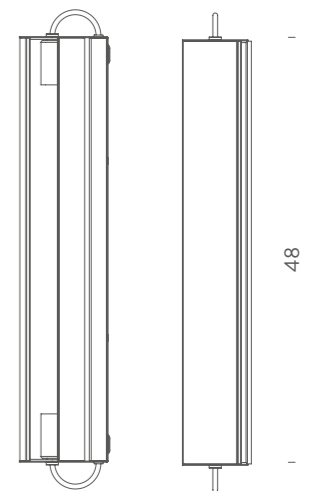
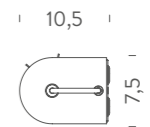


orientable emission

APPLIQUE CYLINDRIQUE LONGUE

| <i>voltage/current</i> | <i>max power</i> | <i>source</i> | <i>flux</i> | <i>emission</i> | <i>switching</i> | <i>finish</i> | <i>code</i> |
|------------------------|------------------|---------------|-------------|-----------------|-----------------------------|-----------------------------|-------------|
| 230V | 2x40W | E14 | | orientable | dimmable, according to bulb | anthracite grey/pastel blue | CYL EBN 32 |
| | | | | | | anthracite grey | CYL ENN 32 |
| | | | | | | whitewash | CYL EWW 32 |

note anthracite grey RAL7016, pastel blue RAL5024, whitewash RAL9002



pastel blue



anthracite grey


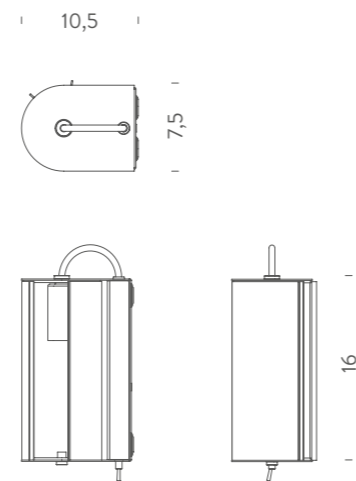


whitewash

APPLIQUE CYLINDRIQUE PETITE

| <i>voltage/current</i> | <i>max power</i> | <i>source</i> | <i>flux</i> | <i>emission</i> | <i>switching</i> | <i>finish</i> | <i>code</i> |
|------------------------|------------------|---------------|-------------|-----------------|-----------------------------|-----------------------------|-------------|
| 230V | 40W | E14 | | orientable | dimmable, according to bulb | anthracite grey/pastel blue | CYL EBN 31 |
| | | | | | | anthracite grey | CYL ENN 31 |
| | | | | | | whitewash | CYL EWW 31 |

note anthracite grey RAL7016, pastel blue RAL5024, whitewash RAL9002





Charlotte Perriand designed a whole family of lamps adjustable, revolving, and orientable: lamps with rotating screens and wall lamps with adjustable screens – painted with bright colors– or rotatable arms. To these “essential forms”, she will then add some fantastic inventions for specific use.

Arthur Ruegg, La Luce 2018

GREEN & YELLOW

ENG

Designed by Le Corbusier in 1963 for the Chandigarh Parliament in India, the Parliament floor lamp is a symbol of 1950s modernism, inspired by industrial lighting at the time. The lamp shows an elegant shape and a high-performance functionality. Parliament is made of painted steel and has an adjustable diffuser of two open symmetrical cones for direct and indirect lighting. In addition to black-yellow, black-red and white-grey finishes of the painted aluminum diffusers, the yellow-green version is featured in the “claviers de couleurs” chromatic system developed by the Swiss-French Master. Lime white internal diffusers with a matte grey stem.

DEU


Die von Le Corbusier 1963 für das Parlament in Chandigarh (Indien) entworfene Parliament-Stehleuchte ist ein Symbol der Moderne der 1950er Jahre, inspiriert von der industriellen Beleuchtung jener Zeit. Die Form der Leuchte ist elegant und die Funktionalität leistungsstark: Die Parliament ist aus lackiertem Stahl gefertigt und verfügt über einen verstellbaren Diffusor, der aus zwei symmetrisch offenen Kegeln für direkte und indirekte Beleuchtung besteht. Neben den mattschwarz-gelben, mattschwarz-roten und weiß-grauen Ausführungen der lackierten Aluminiumdiffusoren gibt es auch eine gelb-grüne Version in dem von dem schweizerisch-französischen Meister entwickelten Farbsystem „claviers de couleurs“. Sie hat kalkweiße Innendiffusoren und einen grauen Fuss.

ITA

Disegnata da Le Corbusier nel 1963 per il Parlamento di Chandigarh in India, la lampada da terra Parliament è un simbolo del modernismo degli anni 50, ispirato all'illuminazione industriale dell'epoca. La forma è elegante e la funzionalità è ad alta prestazione: Parliament è realizzata in acciaio verniciato e ha un diffusore regolabile composto da due coni aperti simmetrici per un'illuminazione diretta e indiretta. Alle finiture nero opaco e giallo, nero opaco e rosso e bianco e grigio dei diffusori in alluminio verniciato, si aggiunge la versione giallo e verde, presenti all'interno del sistema cromatico “claviers de couleurs” sviluppato dal Maestro svizzero-francese. Diffusori interni bianco calce. Asta in grigio opaco.

FR

Conçu par Le Corbusier en 1963 pour La Haute Cour de Chandigarh en Inde, le lampadaire Parliament est un symbole du modernisme des années 50, inspiré de l'éclairage industriel de l'époque. La forme est élégante et la fonctionnalité est performante : Parliament est en acier peint et dispose d'un diffuseur orientable composé de deux cônes ouverts symétriques pour un éclairage direct et indirect. En plus des finitions noir mat et jaune, noir mat et rouge et blanc et gris des diffuseurs en aluminium peint, il existe la version jaune et verte, présente dans le système chromatique « claviers de couleurs » développé par le maître franco-suisse. Diffuseurs internes en écrie. Tige en gris mat.



ph. Pablo Veiga


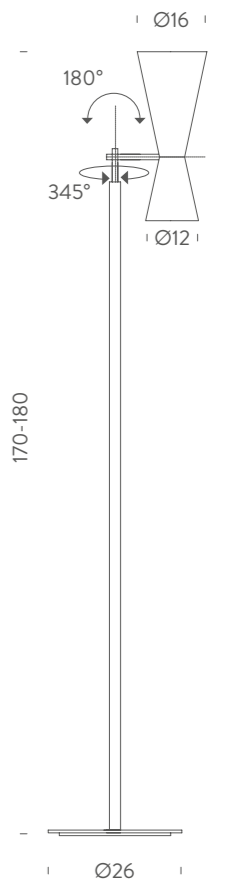


PARLIAMENT

| <i>voltage/current</i> | <i>max power</i> | <i>source</i> | <i>flux</i> | <i>emission</i> | <i>switching</i> | <i>CCT</i> | <i>finish</i> | <i>code</i> |
|------------------------|------------------|---------------|-------------|-----------------|----------------------------|------------|----------------|-------------|
| 230V | 2x52W | E27 A60 | | | dimmable according to bulb | | whitewash/grey | PAR EDW 22 |
| | | | | | | | black/yellow | PAR ENG 22 |
| | | | | | | | black/red | PAR ENR 22 |
| | | | | | | | green/yellow | PAR EGV 22 |

note

cable length 2,7m, dimmer on cable, green RAL6016, whitewash RAL9002, grey matte RAL7046, black RAL9005, yellow RAL1033, red RAL3002, internal finish of both diffusers whitewash RAL9002



“Machine for living, says Le Corbusier. He’s right. Indeed, by expressing this thought, he lays the problem on factual grounds. It directs us towards a correct conception of housing problems. [...] In conclusion architects are asked, who are or should to be artists, to show oneself careful at least as much as the industrialists [...] they should lend exactly that service, as we have the right to expect it from them.”

Maximilien Gauthier, Le Corbusier, Biography of an Architect, Bologna 1991

180° orientable head



IP44

ENG

The first wall lamp designed by Le Corbusier in 1925, originally thought to enlighten the large windows of Villa La Roche, a manifesto of purist architecture. Nemo edits La Roche enhancing its lightness and functionality: a matte metal frame and an opal glass diffuser for soft lighting. Now available in two finishes: matte grey and the new matte black. Also available with IP44.

DEU

Die erste Wandleuchte, die Le Corbusier 1925 entwarf, sollte ursprünglich die großen Fenster der Villa La Roche erhellen, ein Manifest puristischer Architektur. Nemo überarbeitet La Roche und verbessert ihre Leichtigkeit und Funktionalität: ein mattes Metallgestell und ein Opalglasdiffusor für sanftes Licht. Jetzt in zwei Ausführungen erhältlich: mattes Grau und das neue matte Schwarz. Auch mit IP44 erhältlich.

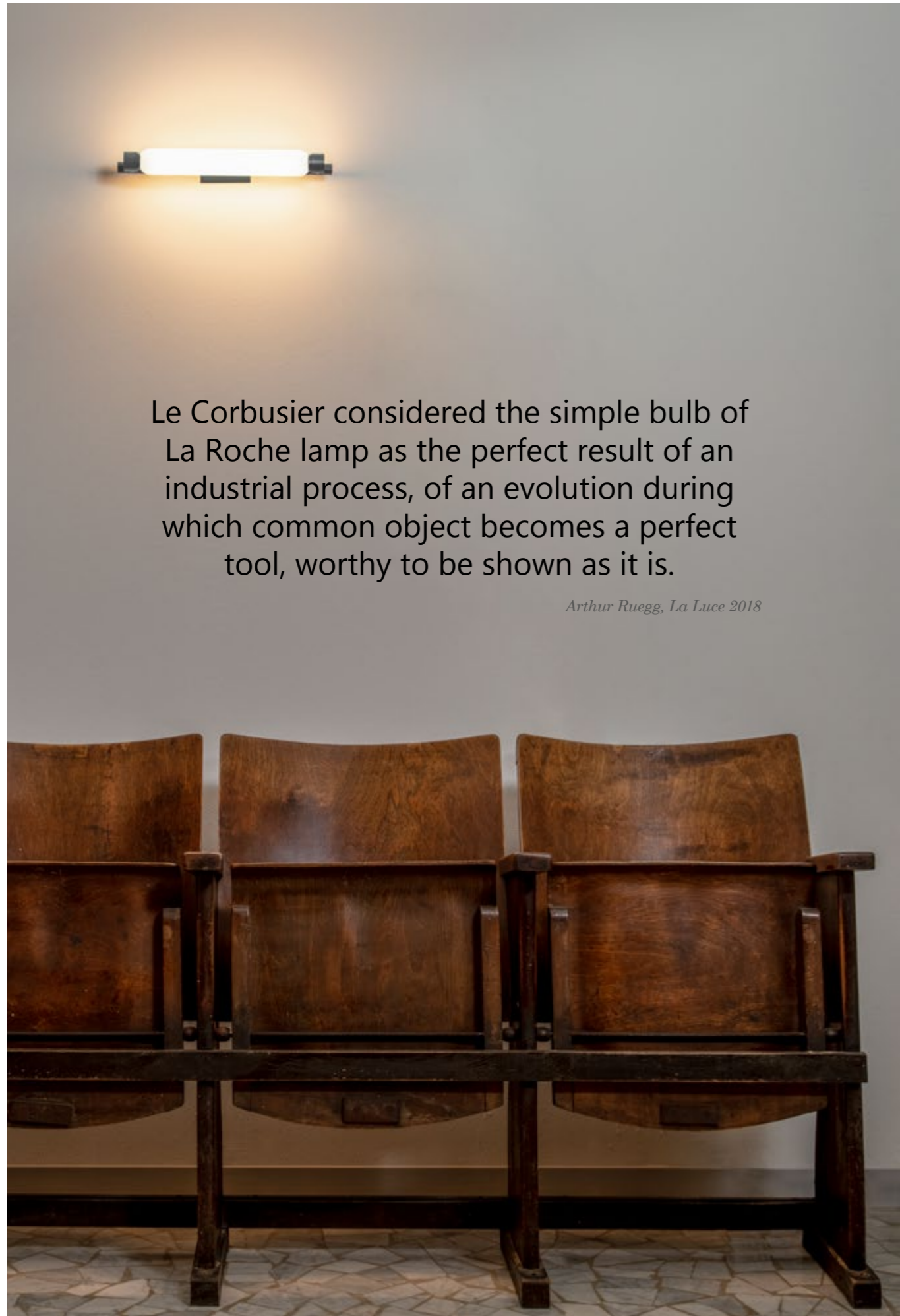
ITA

Da Villa La Roche, manifestazione dell'architettura purista, prende il nome la prima lampada da parete progettata inizialmente da Le Corbusier per l'illuminazione delle grandi vetrate dell'edificio. Nemo la propone valorizzandone leggerezza e funzionalità. La Roche è realizzata con una struttura in metallo opaco e con un diffusore in vetro sagomato opale per un'illuminazione omogenea. Ora disponibile in due finiture: matte grey e la nuova matte black, entrambe disponibili con IP44.

FR

De la Villa La Roche, manifestation de l'architecture puriste, il prend le nom de la première lampe mural projeté initialement par Le Corbusier pour l'éclairage des grandes fenêtres du bâtiment. Nemo la propose mettant en valeur sa légèreté et sa fonctionnalité. La Roche est réalisée avec une structure en métal opaque et un diffuseur en verre moulé opale pour un éclairage homogène. A présent disponible en deux finitions : gris mat et le nouveau noir mat. Également disponible avec IP44.





Le Corbusier considered the simple bulb of La Roche lamp as the perfect result of an industrial process, of an evolution during which common object becomes a perfect tool, worthy to be shown as it is.

Arthur Rugg, La Luce 2018

LA ROCHE

IP 20

| <i>voltage/current</i> | <i>max power</i> | <i>source</i> | <i>flux</i> | <i>emission</i> | <i>CRI</i> | <i>switching</i> | <i>CCT</i> | <i>finish</i> | <i>code</i> |
|------------------------|------------------|---------------|-------------|-----------------|------------|------------------|------------|---------------|-------------|
| 230V | 12,5W | LED board | 925lm | diffused | 85 | dimmable TRIAC | 2700K | matte grey | ROC LDW 31 |
| | | | | | | | | matte black | ROC LNW 31 |

IP 44

| | | | | | | | | | |
|------|-------|-----------|-------|----------|----|----------------|-------|-------------|------------|
| 230V | 12,5W | LED board | 925lm | diffused | 85 | dimmable TRIAC | 2700K | matte grey | ROC LDW 33 |
| | | | | | | | | matte black | ROC LNW 33 |

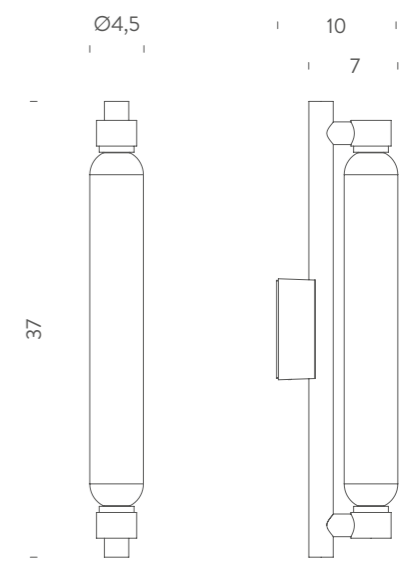
note matte grey RAL 7046, matte black RAL 7021, also available in 120V



matte black



matte grey





NEMO STUDIO

ARCHITECTURAL COLLECTION

ENG

Nemo's exploration of the world of architectural battery-powered lighting proceeds with an innovative design path that began with Plint. After reversing the accent lighting paradigm, Nemo's miniaturization ability is revealed in its highly flexible reduced version. Inside a metal structure, a high-performance spot is powered by a highly flexible battery for accent lighting. Dimmer on board.

DEU

Nemo setzt seine Entdeckungsreise in die Welt der batteriebetriebenen Architekturbeleuchtung fort - ein innovativer Designweg, der mit Plint begonnen wurde. Nachdem Nemo das Paradigma der Akzentbeleuchtung auf den Kopf gestellt hat, zeigt sich seine Fähigkeit zur Miniaturisierung in seiner hochflexiblen, reduzierten Version. In einer Metallstruktur befindet sich ein Hochleistungs-spot, der von einer hochflexiblen Batterie für die Akzentbeleuchtung gespeist wird. Dimmer an Bord.

ITA

Continua il percorso esplorativo di Nemo nel mondo dell'illuminazione architettonica a batteria, una strada progettuale innovativa iniziata con Plint. Dopo aver invertito il paradigma dell'illuminazione d'accento, la capacità di miniaturizzazione di Nemo si palesa nella sua versione ridotta altamente flessibile. All'interno di una struttura metallica, uno spot dalle elevate prestazioni è alimentato con una batteria altamente flessibile, per un'illuminazione d'accento. Dimmer on board.

FR

Le voyage exploratoire de Nemo dans le monde de l'éclairage architectural alimenté par batterie se poursuit, une voie de conception innovante qui a commencé avec Plint. Après avoir inversé le paradigme de l'éclairage d'accentuation, la capacité de miniaturisation de Nemo se révèle dans sa version réduite très flexible. A l'intérieur d'une structure métallique, un spot performant est alimenté par une batterie très souple, pour un éclairage d'accentuation. Variateur à bord.





PLINT

| <i>voltage/current</i> | <i>max power</i> | <i>source</i> | <i>flux</i> | <i>optic</i> | <i>CRI</i> | <i>switching</i> | <i>CCT</i> | <i>finish</i> | <i>code</i> |
|------------------------|------------------|---------------|-------------|---------------------------|------------|-------------------|------------|---------------|-------------|
| 220/240V | 13W | LED spot | 900lm | direct adjustable 15°-55° | 90 | PUSH dim on board | 2700K | black | PLT LN2 11 |
| | | | | | | | 3000K | black | PLT LN3 11 |
| | | | | | | | 4000K | black | PLT LN4 11 |

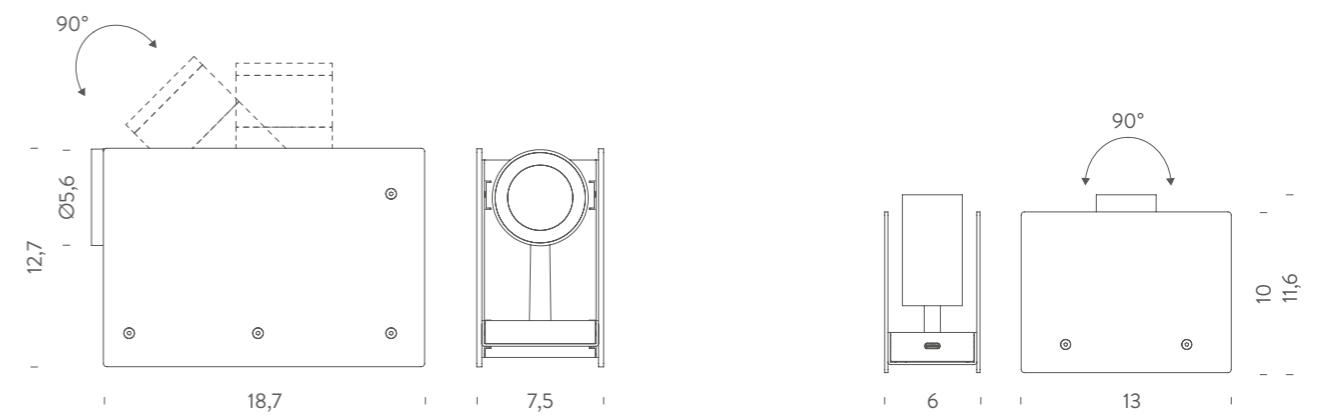
note driver integrated, adjustable beam 15°-55°, orientable spot 90°, cable length 3m

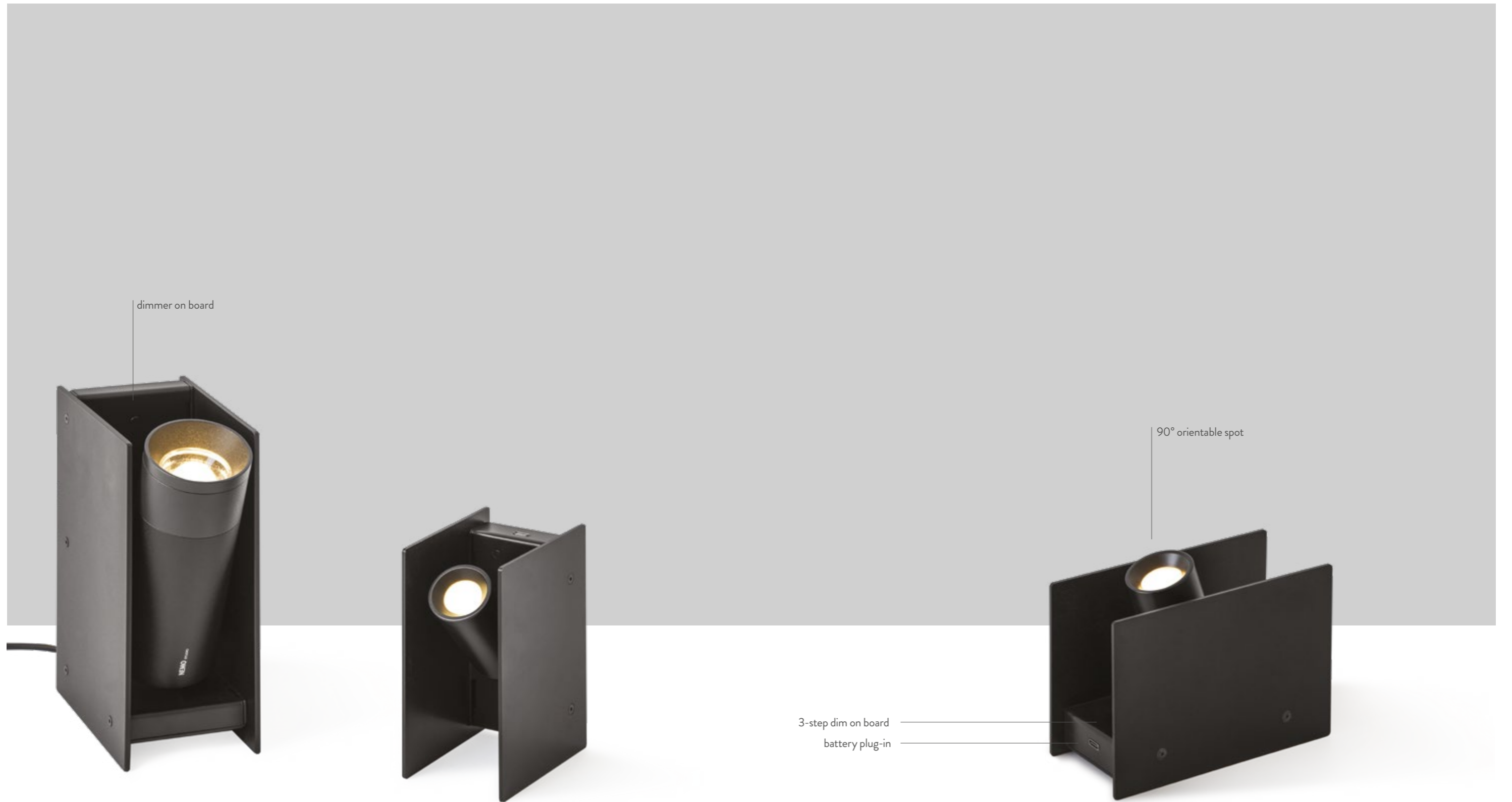
IP20

PLINT BATTERY MINI

| <i>voltage/current</i> | <i>max power</i> | <i>source</i> | <i>flux</i> | <i>optic</i> | <i>CRI</i> | <i>switching</i> | <i>CCT</i> | <i>finish</i> | <i>code</i> |
|------------------------|------------------|---------------|-------------|--------------|------------|---------------------|------------|---------------|-------------|
| 5V | 2,4W | LED spot | 185lm | 14° | 90 | 3-step dim on board | 3000K | black | PLM BNN 11 |

note cable included (USB-C), rechargeable, 5 hours battery life, 4,5 hours charge time (light off)





dimmer on board

90° orientable spot

3-step dim on board

battery plug-in

ENG

The ZIRKOL collection starts from circular shapes of numerous sizes and extends to oval, square and linear shapes. It consists of several elements with a precise and elegant aluminum structure. Each product is available in different finishes, sizes and LED color temperatures. The main feature of the Zirkol collection is the possibility of customization. Dimmable and DALI 1-100%, both downlight and uplight. Specifically, Zirkol L is also available with anti-glare UGR optics for a better visual comfort. ZIRKOL embodies the perfect balance between design and lighting, a combination that makes them indispensable in the world of architecture and interior design and suitable for any type of indoor application in residential and public environments. The lamps of the collection can be installed by creating a custom configuration that enhances the environment in which they are located. In particular, Zirkol Circle Wall allows for the overlapping of several wall lamps for more decorative lighting.

DEU

Die ZIRKOL-Hängeleuchten-Kollektion beginnt mit runden Formen in zahlreichen Größen und reicht bis zu ovalen, quadratischen und linearen Figuren. Es besteht aus verschiedenen Elementen mit einer präzisen und eleganten Aluminiumstruktur. Jedes Produkt ist in verschiedenen Ausführungen, Größen und LED-Farbtemperaturen erhältlich. Das Hauptmerkmal der Zirkol-Kollektion ist die Möglichkeit der individuellen Gestaltung. Eigenschaften sind: Dimmbarkeit, Dali 1-100%, Downlights als auch Uplights. Speziell Zirkol L ist auch mit der blendfreien UGR-Optik für hohen Sehkomfort erhältlich. ZIRKOL Pendelleuchten bieten ein perfektes Gleichgewicht zwischen Design und Beleuchtung, eine Kombination, die sie in der Welt der Architektur und Innenarchitektur unentbehrlich macht und für alle Arten von Innenanwendungen im Wohnbereich und in öffentlichen Räumen geeignet ist. Die Lampen der Kollektion können auch in einer individuellen Konfiguration installiert werden, die die Umgebung, in der sie sich befinden, aufwertet. Die Zirkol Circle Wall ermöglicht insbesondere die Überlappung mehrerer Wandleuchten für eine dekorativere Beleuchtung.

ITA

La collezione di sospensioni ZIRKOL parte da forme circolari di numerose dimensioni e si estende a figure ovali, quadrate e lineari. È composta da diversi elementi con una struttura in alluminio precisa ed elegante. Ogni prodotto è disponibile in diverse finiture, dimensioni e temperature colore LED. La caratteristica principale della collezione Zirkol è la possibilità di customizzazione. Dimmerabili e DALI 1-100%, sia downlight che uplight. Nello specifico, Zirkol L è disponibile anche con ottica UGR anti-abbagliamento per un elevato comfort visivo. Le sospensioni ZIRKOL racchiudono il perfetto equilibrio tra design e illuminazione, combinazione che le rendono irrinunciabili nel mondo dell'architettura e dell'interior design e adatte a qualsiasi tipo di applicazione indoor in ambienti residenziali e pubblici. Le lampade della collezione possono inoltre essere installate creando una configurazione personalizzata che valorizzi l'ambiente in cui sono collocate. In particolare modo, Zirkol Circle Wall permette una sovrapposizione di più lampade a parete per un'illuminazione dal sapore più decorativo.

FR

La collection de suspensions ZIRKOL commence par des formes circulaires de diverses dimensions et s'étend à des figures ovales, carrées et linéaires. Il est composé de plusieurs éléments avec une structure en aluminium précise et élégante. Chaque produit est disponible en différentes finitions, dimensions et températures de couleur LED. La principale caractéristique de la collection Zirkol est la possibilité de personnalisation. Dimmable et DALI 1-100%, downlight et uplight. Plus précisément, Zirkol L est également disponible avec des optiques UGR anti-éblouissement pour un confort visuel élevé. Les suspensions ZIRKOL renferment l'équilibre parfait entre design et éclairage, une combinaison qui les rend indispensables dans le monde de l'architecture et du design d'intérieur et adaptées à tout type d'application intérieure dans les environnements résidentiels et publics. Les lampes de la collection peuvent également être installées en créant une configuration personnalisée qui valorise l'environnement dans lequel elles se trouvent. En particulier, Zirkol Circle Wall permet de superposer plusieurs appliques pour un éclairage à un air plus décoratif.

Zirkol Ceiling 0,85m





ZIRKOL LINEAR UGR

DOWNLIGHT

| voltage/current | max power | source | flux | mounting | optic | switching | CCT | finish | code |
|-----------------|-----------|------------|--------|----------|------------|-----------|-------|--------|----------------|
| 220/240V | 45W | linear LED | 4300lm | pendant | dark-light | DALI | 3000K | white | BZRL1614I42WBO |
| | | | | | | | | black | BZRL1614I42WNE |
| | | | 4500lm | | | | 4000K | white | BZRL1614I42NBO |
| | | | | | | | | black | BZRL1614I42NNE |

note remote driver | RAL 9005 black | RAL 9016 white, CRI 80

included 1 x driver | 1 driver box (40x5x4,5) | 1 electrical cable length 3m | 2 x adjustable metal cable length 3m (including ceiling attachments)

customizations length

IP40 UGR < 19

UP-DOWNLIGHT

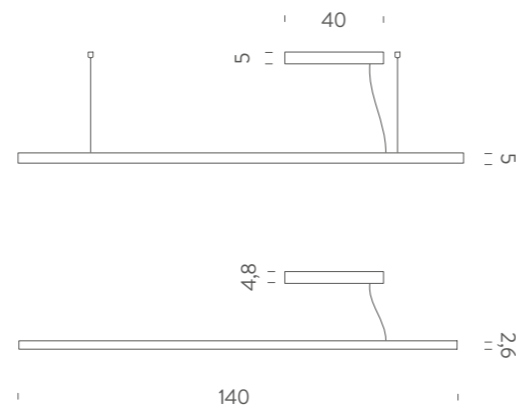

| voltage/current | max power | source | flux | mounting | optic | switching | CCT | finish | code |
|-----------------|-----------|------------|-------------|----------|------------|-----------|-------|--------|----------------|
| 220/240V | 60W | linear LED | 3600+1100lm | pendant | dark-light | DALI | 3000K | white | BZRL1714I49WBO |
| | | | | | | | | black | BZRL1714I49WNE |
| | | | 3700+1200lm | | | | 4000K | white | BZRL1714I49NBO |
| | | | | | | | | black | BZRL1714I49NNE |

note remote driver | RAL 9005 black | RAL 9016 white | shipped assembled

included 1 x driver | 1 driver box (40x5x4,5) | 1 electrical cable length 3m | 2 x adjustable metal cable length 3m (including ceiling attachments)

customizations length

IP40 UGR < 19



ZIRKOL CEILING | 0,85m

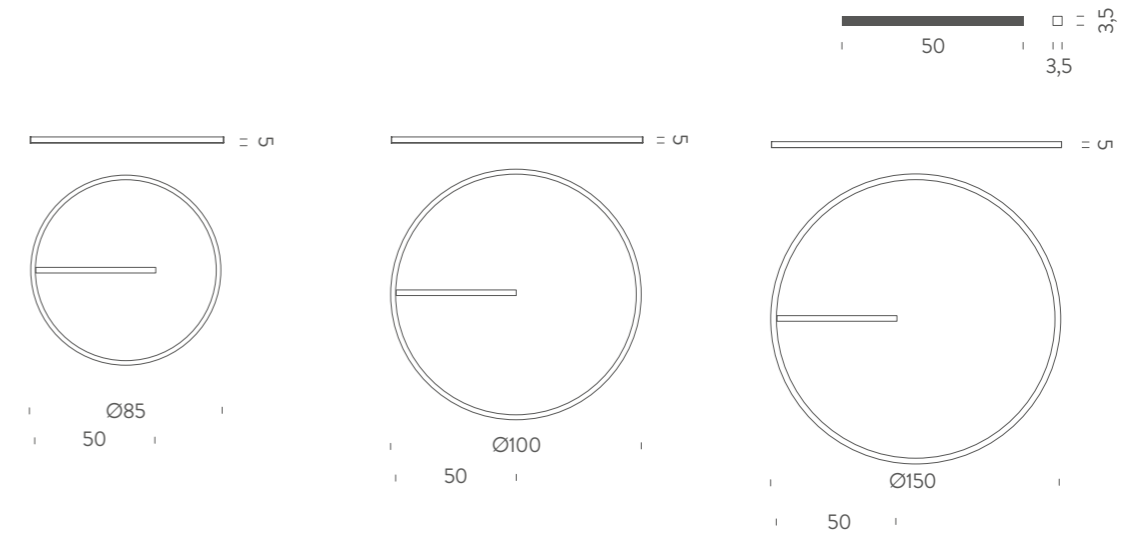
| voltage/current | max power | source | flux | CRI | mounting | switching | CCT | finish | code | | |
|-----------------|-----------|------------|--------|-----|----------|-------------|-------|------------|---------------|------------|---------------|
| 220/240V | 35W | linear LED | 2000lm | 90 | ceiling | DALI 1-100% | 2700K | white | BZRC408G15DBO | | |
| | | | | | | | | black | BZRC408G15DNE | | |
| | | | | | | | | matte gold | BZRC408G15DOR | | |
| | | | | | | | | 2200lm | 3000K | white | BZRC408G15WBO |
| | | | | | | | | | | black | BZRC408G15WNE |
| | | | | | | | | | | matte gold | BZRC408G15WOR |
| | | | 2360lm | | | | 4000K | white | BZRC408G15NBO | | |
| | | | | | | | | black | BZRC408G15NNE | | |
| | | | | | | | | matte gold | BZRC408G15NOR | | |

note RAL 9005 black | RAL 9016 white | shipped assembled

included driver box with 1 x driver Superslim

customizations lumen output, finish

IP40



ZIRKOL CEILING | 1m

| voltage/current | max power | source | flux | CRI | mounting | switching | CCT | finish | code |
|-----------------|-----------|------------|----------------|-------|------------|----------------|-------|------------|----------------|
| 220/240V | 45W | linear LED | 2616lm | 90 | ceiling | DALI 1-100% | 2700K | white | BZRCD410G15DBO |
| | | | | | | | | black | BZRCD410G15DNE |
| | | | | | | | | matte gold | BZRCD410G15DOR |
| | | | | | | | | white | BZRCD410G15WBO |
| | | | | | | | | black | BZRCD410G15WNE |
| | | | | | | | | matte gold | BZRCD410G15WOR |
| | | | 2769lm | 3000K | white | BZRCD410G15WBO | | | |
| | | | | | black | BZRCD410G15WNE | | | |
| | | | | | matte gold | BZRCD410G15WOR | | | |
| | | | | | white | BZRCD410G15NBO | | | |
| | | | | | black | BZRCD410G15NNE | | | |
| | | | | | matte gold | BZRCD410G15NOR | | | |
| 3077lm | 4000K | white | BZRCD410G15NBO | | | | | | |
| | | black | BZRCD410G15NNE | | | | | | |
| | | matte gold | BZRCD410G15NOR | | | | | | |

note RAL 9005 black | RAL 9016 white | shipped assembled

included driver box with 1 x driver Superslim

customizations lumen output, finish

☐ IP40

ZIRKOL CEILING | 1,5m

| voltage/current | max power | source | flux | CRI | mounting | switching | CCT | finish | code |
|-----------------|-----------|------------|----------------|-------|------------|----------------|-------|------------|----------------|
| 220/240V | 68W | linear LED | 3923lm | 90 | ceiling | DALI 1-100% | 2700K | white | BZRCD415G15DBO |
| | | | | | | | | black | BZRCD415G15DNE |
| | | | | | | | | matte gold | BZRCD415G15DOR |
| | | | | | | | | white | BZRCD415G15WBO |
| | | | | | | | | black | BZRCD415G15WNE |
| | | | | | | | | matte gold | BZRCD415G15WOR |
| | | | 4154lm | 3000K | white | BZRCD415G15WBO | | | |
| | | | | | black | BZRCD415G15WNE | | | |
| | | | | | matte gold | BZRCD415G15WOR | | | |
| | | | | | white | BZRCD415G15NBO | | | |
| | | | | | black | BZRCD415G15NNE | | | |
| | | | | | matte gold | BZRCD415G15NOR | | | |
| 4616lm | 4000K | white | BZRCD415G15NBO | | | | | | |
| | | black | BZRCD415G15NNE | | | | | | |
| | | matte gold | BZRCD415G15NOR | | | | | | |

note RAL 9005 black | RAL 9016 white | shipped assembled

included driver box with 1 x driver Superslim

customizations lumen output, finish

☐ IP40



white



black



gold



driver box



Zirkol Ceiling 1,5m

LINEAR CEILING | 1 m

| voltage/current | max power | source | flux | mounting | CRI | switching | CCT | finish | code | | |
|-----------------|-----------|------------|--------|----------|-----|-----------|-------|------------|----------------|------------|----------------|
| 220/240V | 28W | linear LED | 1900lm | ceiling | >90 | ON-OFF | 2700K | white | BZRLU410G15DBO | | |
| | | | | | | | | black | BZRLU410G15DNE | | |
| | | | | | | | | matte gold | BZRLU410G15DOR | | |
| | | | | | | | | white | BZRLU410G15WBO | | |
| | | | | | | | | black | BZRLU410G15WNE | | |
| | | | | | | | | matte gold | BZRLU410G15WOR | | |
| | | | 2000lm | | | | 3000K | white | BZRLU410G15WBO | | |
| | | | | | | | | black | BZRLU410G15WNE | | |
| | | | | | | | | matte gold | BZRLU410G15WOR | | |
| | | | | | | | | 2100lm | 4000K | white | BZRLU410G15NBO |
| | | | | | | | | | | black | BZRLU410G15NNE |
| | | | | | | | | | | matte gold | BZRLU410G15NOR |

note RAL 9005 black | RAL 9016 white | driver integrated

included 1 x driver Ultraslim | ceiling attachments

customizations lengths | lumen output

☐ IP40

LINEAR CEILING | 2 m

| voltage/current | max power | source | flux | mounting | CRI | switching | CCT | finish | code | | |
|-----------------|-----------|------------|--------|----------|-----|-----------|-------|------------|----------------|------------|----------------|
| 220/240V | 56W | linear LED | 3800lm | ceiling | >90 | ON-OFF | 2700K | white | BZRLU420G15DBO | | |
| | | | | | | | | black | BZRLU420G15DNE | | |
| | | | | | | | | matte gold | BZRLU420G15DOR | | |
| | | | | | | | | white | BZRLU420G15WBO | | |
| | | | | | | | | black | BZRLU420G15WNE | | |
| | | | | | | | | matte gold | BZRLU420G15WOR | | |
| | | | 4000lm | | | | 3000K | white | BZRLU420G15WBO | | |
| | | | | | | | | black | BZRLU420G15WNE | | |
| | | | | | | | | matte gold | BZRLU420G15WOR | | |
| | | | | | | | | 4200lm | 4000K | white | BZRLU420G15NBO |
| | | | | | | | | | | black | BZRLU420G15NNE |
| | | | | | | | | | | matte gold | BZRLU420G15NOR |

note RAL 9005 black | RAL 9016 white | driver integrated

included 1 x driver Ultraslim | ceiling attachments

customizations lengths | lumen output

☐ IP40



white

black

matte gold





LINEAR UGR CEILING | 1,40 m

| voltage/current | max power | source | flux | mounting | CRI | switching | CCT | finish | code |
|-----------------------|---|------------|--------|----------|-----|-----------|-------|----------------|----------------|
| 220/240V | 40W | linear LED | 3600lm | ceiling | >90 | ON-OFF | 3000K | white | BZRLU414I42WBO |
| | | | | | | | | black | BZRLU414I42WNE |
| | | | 3700lm | | | | 4000K | white | BZRLU414I42NBO |
| | | | | | | | black | BZRLU414I42NNE | |
| <i>note</i> | RAL 9005 black RAL 9016 white driver integrated | | | | | | | | |
| <i>included</i> | 1 x driver Ultralim ceiling attachments | | | | | | | | |
| <i>customizations</i> | lengths | | | | | | | | |

☐ UGR <19 IP40

CIRCLE WALL | 1 m

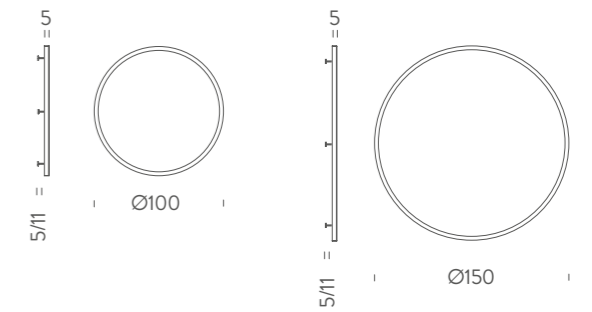

| voltage/current | max power | source | flux | mounting | CRI | switching | CCT | finish | code |
|--------------------|---|------------|--------|----------|-----|-------------|-------|--------|----------------|
| 220/240V | 45W | linear LED | 2616lm | wall | 90 | DALI 1-100% | 2700K | black | BZRC4210G15DNE |
| | | | 2769lm | | | | 3000K | black | BZRC4210G15WNE |
| | | | 3077lm | | | | 4000K | black | BZRC4210G15NNE |
| <i>note</i> | remote driver RAL 9005 black shipped assembled indirect light emission | | | | | | | | |
| <i>included</i> | 1 x driver WALIM60W24VIN 1 x dimmer interface WDIMDALIHP 3 x tige 5 cm 3 x tige 11 cm | | | | | | | | |
| <i>accessories</i> | round driver box | | | | | | | | |

◆ IP40

CIRCLE WALL | 1,5 m

| voltage/current | max power | source | flux | mounting | CRI | switching | CCT | finish | code |
|--------------------|---|------------|--------|----------|-----|-------------|-------|--------|----------------|
| 220/240V | 68W | linear LED | 3923lm | wall | 90 | DALI 1-100% | 2700K | black | BZRC4215G15DNE |
| | | | 4154lm | | | | 3000K | black | BZRC4215G15WNE |
| | | | 4616lm | | | | 4000K | black | BZRC4215G15NNE |
| <i>note</i> | remote driver RAL 9005 black shipped assembled indirect light emission | | | | | | | | |
| <i>included</i> | 1 x driver WALIM60W24VIN 1 x dimmer interface WDIMDALIHP 3 x tige 5 cm 3 x tige 11 cm | | | | | | | | |
| <i>accessories</i> | round driver box | | | | | | | | |

◆ IP40





HOME - CIRCLE | 0,85 m

DOWNLIGHT

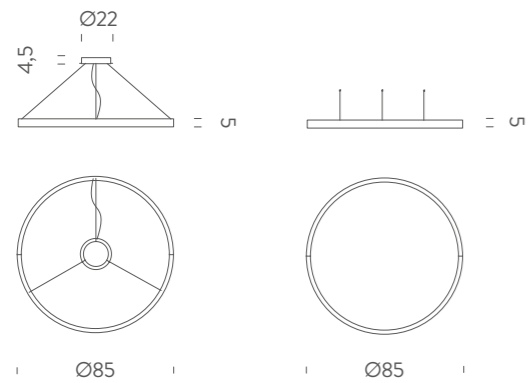
| voltage/current | max power | source | flux | mounting | CRI | switching | CCT | finish | code | |
|-----------------|-----------|------------|--------|----------|-----|-------------|-------|------------|----------------|----------------|
| 110-240V | 35W | linear LED | 2000lm | pendant | 90 | DALI 1-100% | 2700K | white | BZRC1608G15DBO | |
| | | | | | | | | black | BZRC1608G15DNE | |
| | | | | | | | | matte gold | BZRC1608G15DOR | |
| | | | | | | | | 3000K | white | BZRC1608G15WBO |
| | | | | | | | | black | BZRC1608G15WNE | |
| | | | | | | | | matte gold | BZRC1608G15WOR | |
| | | | 2360lm | | | | 4000K | white | BZRC1608G15NBO | |
| | | | | | | | | black | BZRC1608G15NNE | |
| | | | | | | | | matte gold | BZRC1608G15NOR | |

note RAL 9005 black | RAL 9016 white | shipped assembled

included round canopy with 1 x driver WALIMLED075/24 | 1 x dimmer interface WDIMDALIHP | 1 x electrical cable 4m | 3 x adjustable metal cables (length from 3m to 0,5m)

customizations optional accessories and customizable features

 IP40



HOME - CIRCLE | 0,85 m

UP-DOWNLIGHT

| voltage/current | max power | source | flux | mounting | CRI | switching | CCT | finish | code | | |
|-----------------|-----------|------------|--------|----------|-----|-------------|-------|------------|----------------|-------|----------------|
| 110-240V | 70W | linear LED | 4000lm | pendant | 90 | DALI 1-100% | 2700K | white | BZRC1708G15DBO | | |
| | | | | | | | | black | BZRC1708G15DNE | | |
| | | | | | | | | matte gold | BZRC1708G15DOR | | |
| | | | | | | | | 4400lm | 3000K | white | BZRC1708G15WBO |
| | | | | | | | | black | BZRC1708G15WNE | | |
| | | | | | | | | matte gold | BZRC1708G15WOR | | |
| | | | 4720lm | | | | 4000K | white | BZRC1708G15NBO | | |
| | | | | | | | | black | BZRC1708G15NNE | | |
| | | | | | | | | matte gold | BZRC1708G15NOR | | |

note RAL 9005 black | RAL 9016 white | shipped assembled

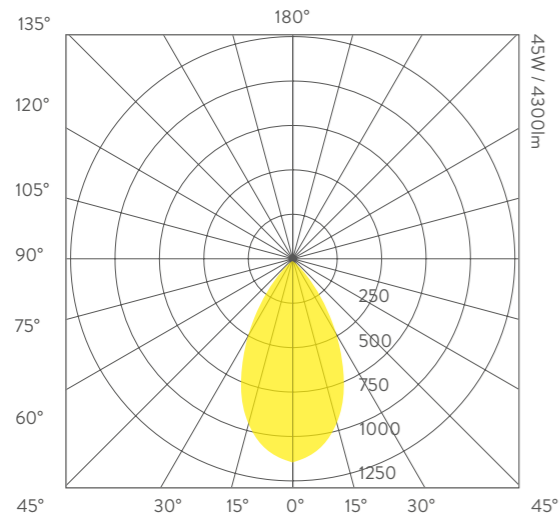
included round canopy with 1 x driver WALIMLED075/24 | 1 x dimmer interface WDIMDALIHP | 1 x electrical cable 4m | 3 x adjustable metal cables (length from 3m to 0,5m)

customizations optional accessories and customizable features

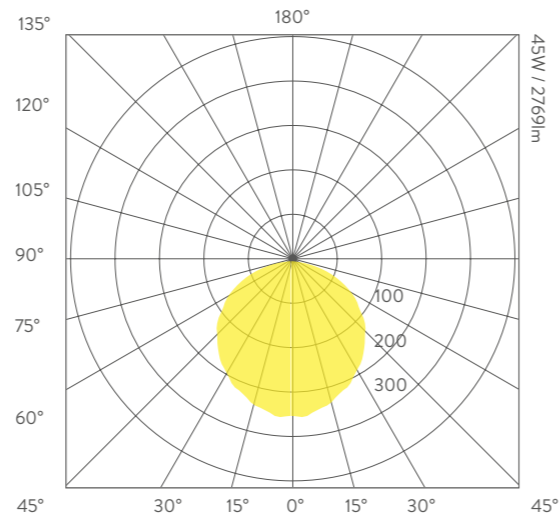
 IP40



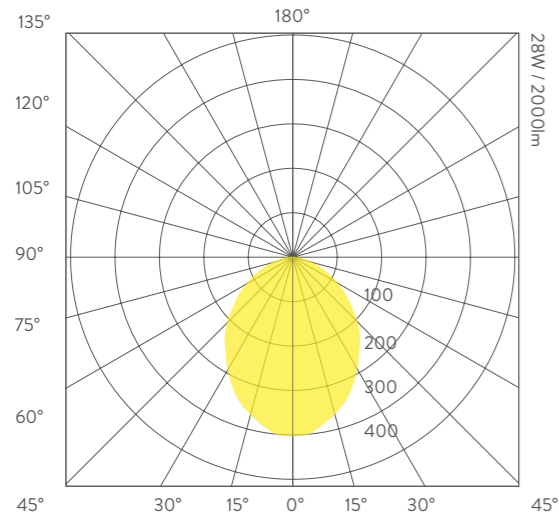
LINEAR UGR



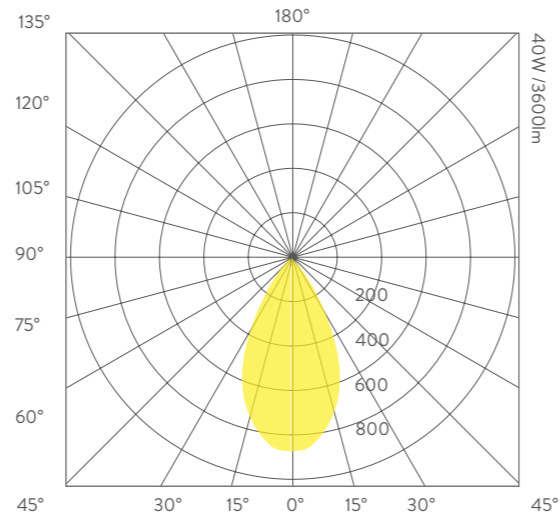
ZIRKOL CEILING



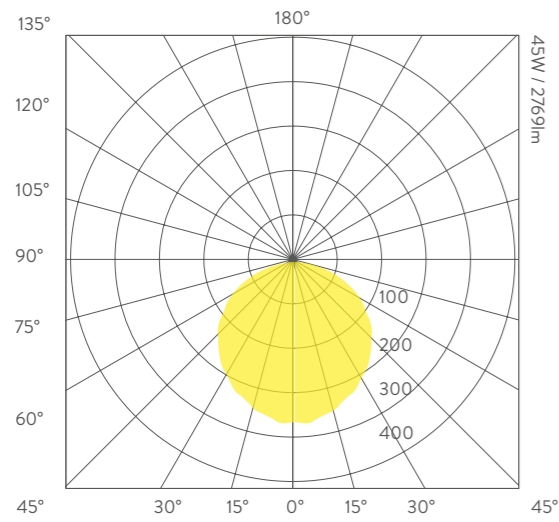
LINEAR CEILING



LINEAR UGR CEILING



CIRCLE WALL



CO / C180 cd / 1000lm



ENG

GRAVITY is the new magnetic system of FLEX collection. A versatile and distinctive galaxy of graphic elements capable of enhancing any environment and providing a focal lighting effect. Installed magnetically with a mechanical extra security feature. Offered for trimless, ceiling and pendant mounting, linear units use a 48V power supply and allow the integration of multiple solutions, installed through magnetic and mechanical fixing, meeting different interior needs. Adjustable spots emphasise any setting due to maximum flexibility and the anti-glare retracted lens for accent or diffuse lighting. Linear modules are proposed with an opal screen for homogeneous and welcoming lighting. For high visual comfort and optimal glare control over the entire surface, the system is completed by UGR<19 units: recessed or fold, respectively for direct or adjustable light emission. GRAVITY can be installed individually or in multiple configurations, creating geometric figures with 90° angles.

DEU

GRAVITY ist das neue Magnetsystem von FLEX COLLECTION. Eine vielseitige und unverwechselbare Galaxie von Gestaltungselementen, die jede Umgebung aufwertet und einen besonderen Lichteffekt bietet. Die Montage der Leuchten erfolgt magnetisch mit einer mechanischen Zusatzsicherung. Die Magnetschienen, die für den rahmenlose Einbau, als Anbau- und Pendelmontage angeboten werden, werden mit 48 V eingespeist und ermöglichen die Integration zahlreicher Leuchten Module, die sowohl magnetisch als auch mechanisch befestigt werden können, um den unterschiedlichen Anforderungen der Räume gerecht zu werden. Die verstellbaren Spots sorgen für ein Maximum an Flexibilität und die blendfreie Linse für eine akzentuierte oder diffuse Beleuchtung und unterstreichen so jede Umgebung. Für eine homogene und angenehme Beleuchtung werden lineare Module mit opaler Abdeckung angeboten. Das System wird für einen hohen Sehkomfort und optimale Blendungsbegrenzung auf der gesamten Fläche durch UGR<19 Elemente vervollständigt: versenkt oder schwenkbar, für eine direkte oder variable Beleuchtung. GRAVITY kann einzeln oder in vielfältigen Varianten installiert werden, wobei geometrische Figuren mit 90°-Winkeln entstehen.

ITA

GRAVITY è il nuovo sistema magnetico della collezione FLEX. Una galassia di elementi grafici versatili e distintivi in grado di valorizzare ogni ambiente e fornire un effetto luminoso focale. Installato in modo magnetico e dotato di una sicurezza supplementare meccanica. Disponibile nelle versioni trimless, a soffitto e a sospensione, le unità lineari si alimentano a 48V e consentono l'integrazione di più soluzioni, installate tramite fissaggio magnetico e meccanico, rispondendo alle diverse esigenze d'interni. La massima flessibilità degli spot orientabili valorizza gli ambienti e la lente antiriflesso arretrata permette di ottenere un'illuminazione d'accento o diffusa. I moduli lineari presentano uno schermo opalino per un'illuminazione omogenea e accogliente. Per un elevato comfort visivo e un controllo ottimale dell'abbagliamento su tutta la superficie, il sistema è completato da unità UGR<19: recessed o fold, rispettivamente per un'emissione di luce diretta o orientabile. GRAVITY può essere installato singolarmente o in configurazioni multiple, creando figure geometriche con angoli di 90°.

FR

GRAVITY est le nouveau système magnétique de la collection FLEX. Une galaxie d'éléments graphiques polyvalents et distinctifs capables d'améliorer n'importe quel environnement et de fournir un effet lumineux focal. Installé magnétiquement et équipé d'une sécurité mécanique supplémentaire. Disponibles en version trimless, en saillie et suspendue, les unités linéaires sont alimentées à 48V et permettent l'intégration de multiples solutions, installées par fixation magnétique et mécanique, répondant aux différents besoins intérieurs. La flexibilité maximale des spots orientables met en valeur les espaces et la lentille encastrée anti-éblouissement permet un éclairage d'accentuation ou diffus. Les modules linéaires sont dotés d'un écran opale pour un éclairage homogène et accueillant. Pour un confort visuel élevé et un contrôle optimal de l'éblouissement sur toute la surface, le système est complété par des unités UGR <19 : recessed ou fold, respectivement pour une émission lumineuse directe ou orientable. GRAVITY peut être installé individuellement ou dans de multiples configurations, créant des figures géométriques avec des angles de 90°.



SPOT

3W

| voltage/current | max power | source | flux | optic | CRI | switching | CCT | finish | code |
|-----------------|-----------|----------|-------|-------|-----|-----------|-------|--------|----------------|
| 48V | 3W | LED spot | 175lm | 38° | 90 | DALI | 2700K | black | MFLE5201746DAN |
| | | | 205lm | 38° | | | 3000K | | MFLE5201746WAN |

8W

| | | | | | | | | | |
|-----|----|----------|-------|-----|----|------|-------|-------|----------------|
| 48V | 8W | LED spot | 500lm | 15° | 90 | DALI | 2700K | black | MFLE5201344DAN |
| | | | 630lm | 38° | | | 2700K | | MFLE5201744DAN |
| | | | 520lm | 15° | | | 3000K | | MFLE5201344WAN |
| | | | 665lm | 38° | | | 3000K | | MFLE5201744WAN |

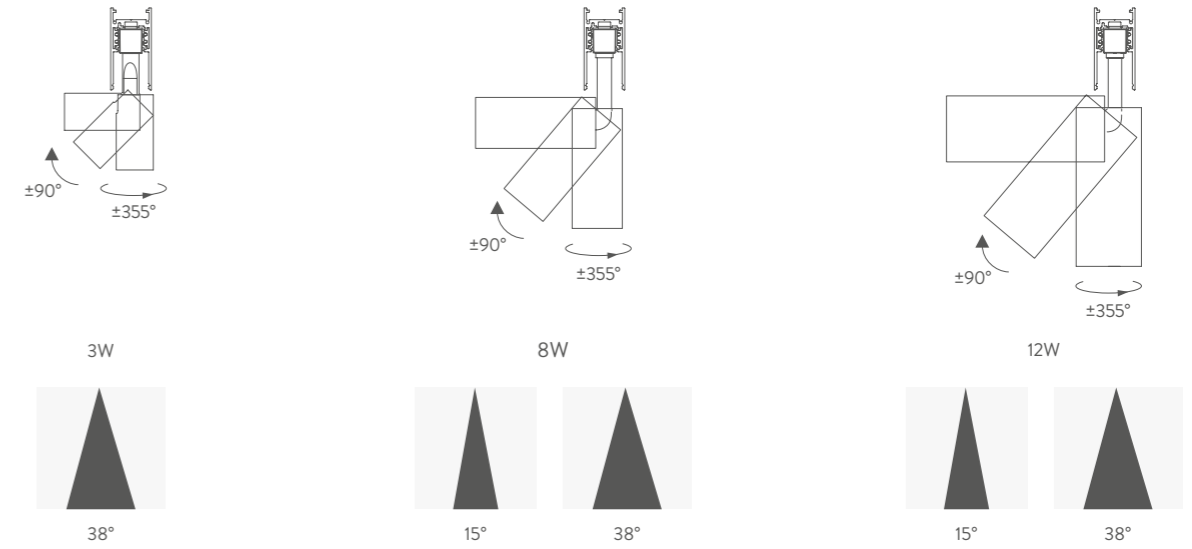
12W

| | | | | | | | | | |
|-----|-----|----------|-------|-----|----|------|-------|-------|----------------|
| 48V | 12W | LED spot | 900lm | 15° | 90 | DALI | 2700K | black | MFLE5201345DAN |
| | | | 890m | 38° | | | 2700K | | MFLE5201745DAN |
| | | | 965lm | 15° | | | 3000K | | MFLE5201345WAN |
| | | | 930lm | 38° | | | 3000K | | MFLE5201745WAN |

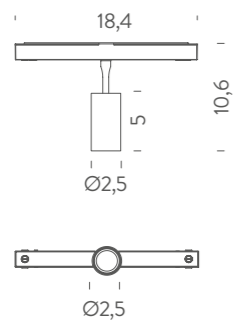
note driver, track and accessories not included (more info on p.192)



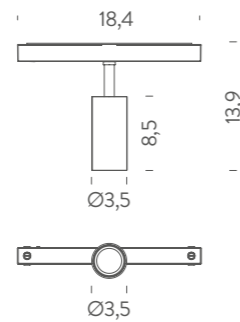
OPTICS AND MOVEMENTS



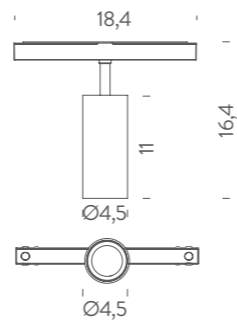
SPOT 3W



SPOT 8W



SPOT 12W



spot 3W




spot 8W



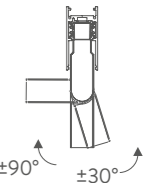
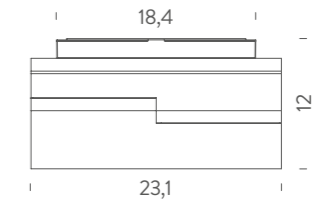
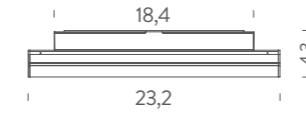
spot 12W





track trimless + UGR fold + spot 8W

UGR LINE



UGR LINE

| voltage/current | max power | source | flux | optic | CRI | switching | CCT | finish | code |
|-----------------|-----------|--------|--------|-------|-----|-----------|-------|--------|----------------|
| 48V | 15W | UGR<19 | 1135lm | 30° | 90 | DALI | 2700K | black | MFLE5302U48DAN |
| | | | 1320lm | 30° | | | 3000K | black | MFLE5302U48WAN |

note driver, track and accessories not included (more info on p.192)



UGR FOLD

| voltage/current | max power | source | flux | optic | CRI | switching | CCT | finish | code |
|-----------------|-----------|--------|--------|-------|-----|-----------|-------|--------|----------------|
| 48V | 20W | UGR<19 | 1560lm | 36° | 90 | DALI | 2700K | black | MFLE5202T48DAN |
| | | | 1610lm | 36° | | | 3000K | black | MFLE5202T48WAN |

note driver, track and accessories not included (more info on p.192)

customizations asymmetric optic



UGR line

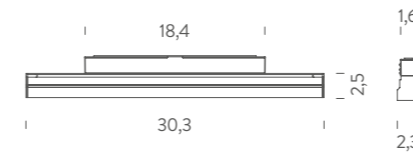


UGR fold

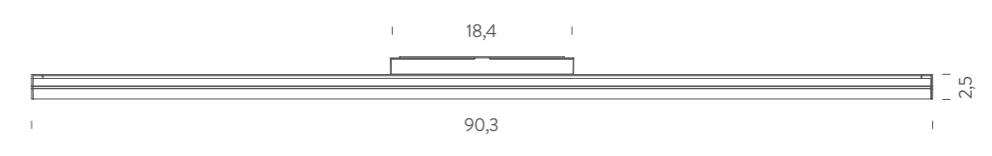


track trimless + dash 30W

DASH 10W



DASH 30W



DASH

10W

| voltage/current | max power | source | flux | optic | CRI | switching | CCT | finish | code |
|-----------------|-----------|------------|-------|-------|-----|-----------|-------|--------|----------------|
| 48V | 10W | linear LED | 510lm | 112° | 90 | DALI | 2700K | black | MFLE5303G47DAN |
| | | | 515lm | 112° | | | 3000K | black | MFLE5303G47WAN |

30W

| | | | | | | | | | |
|-----|-----|------------|--------|------|----|------|-------|-------|----------------|
| 48V | 30W | linear LED | 1435lm | 112° | 90 | DALI | 2700K | black | MFLE5309G47DAN |
| | | | 1510lm | 112° | | | 3000K | black | MFLE5309G47WAN |

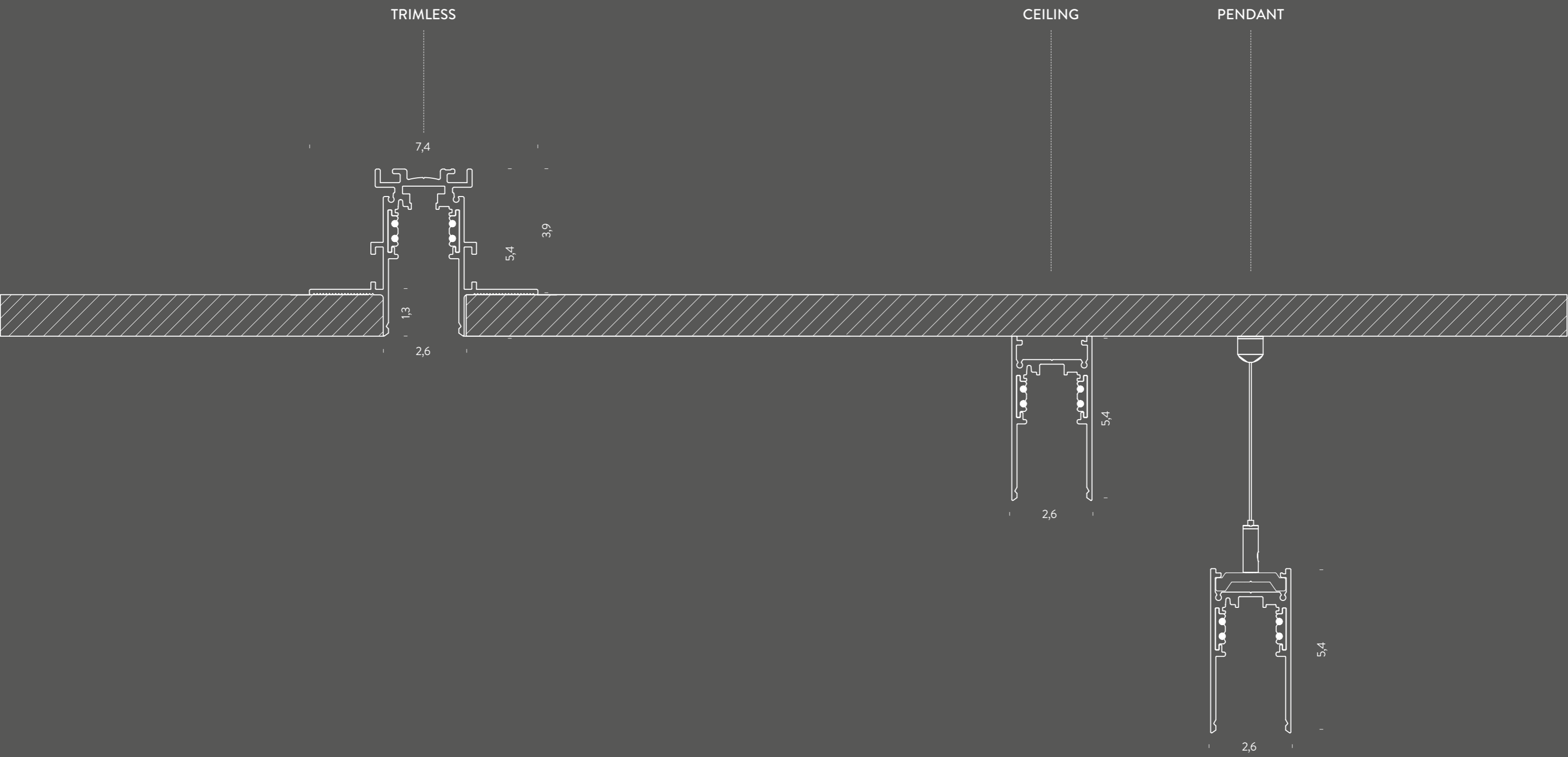
note driver, track and accessories not included (more info on p.192)



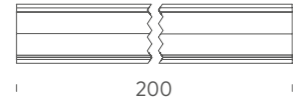
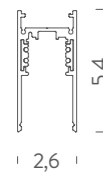
dash 10W



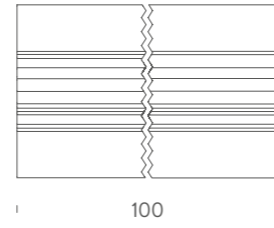
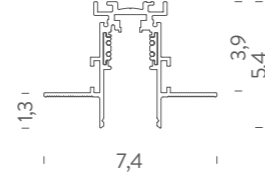
dash 30W



CEILING


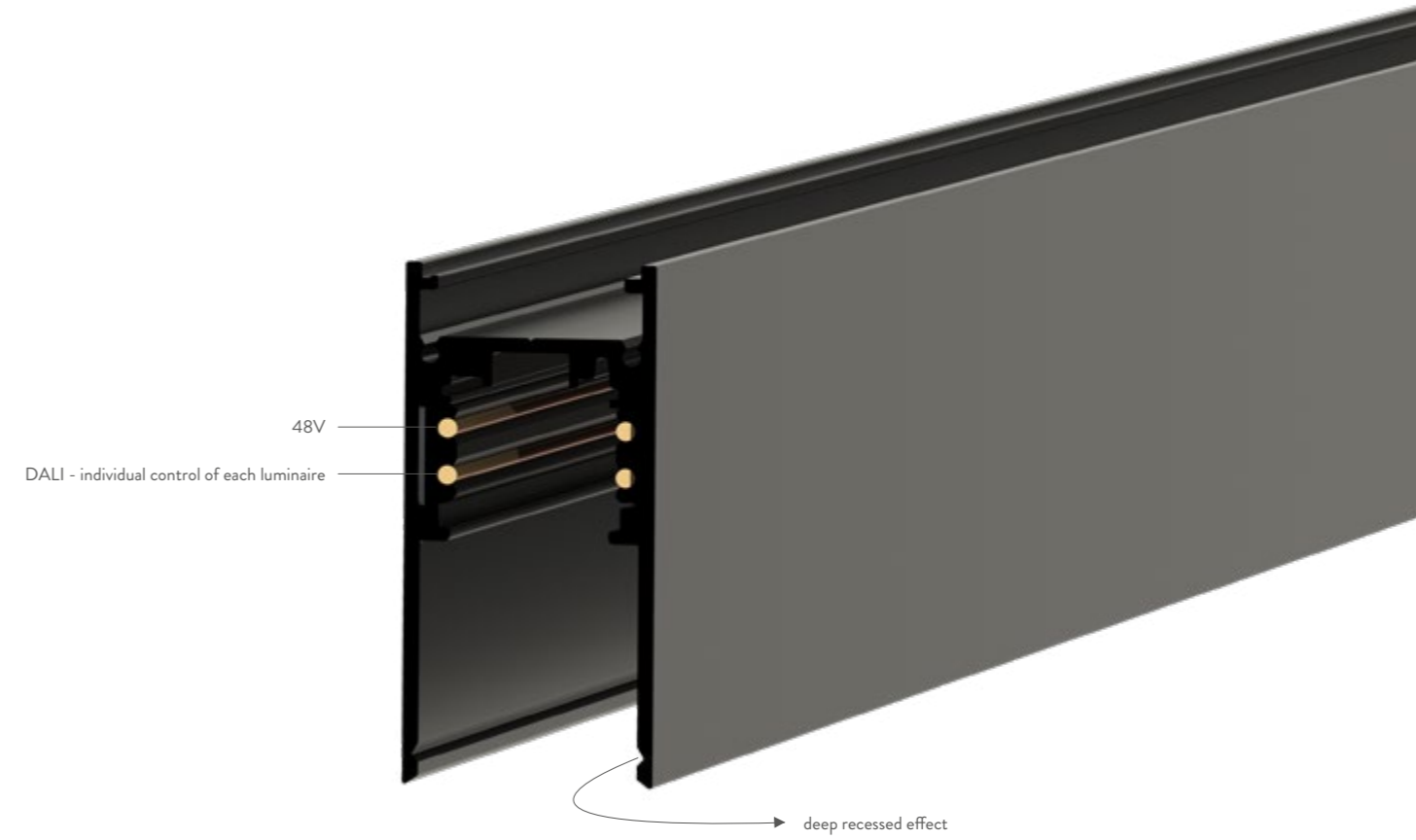


TRIMLESS




TRACK

| version | voltage/current | mounting | finish | code |
|-----------------------|--|----------|--------|------------|
| track 1m | 48V | ceiling | black | MFLE0210NE |
| track 2m | 48V | ceiling | black | MFLE0220NE |
| track 3m | 48V | ceiling | black | MFLE0230NE |
| track 1m | 48V | trimless | black | MFLE0810NE |
| track 2m | 48V | trimless | black | MFLE0820NE |
| track 3m | 48V | trimless | black | MFLE0830NE |
| <i>note</i> | pendant version available (more info on p.192) | | | |
| <i>customizations</i> | recessed trim version | | | |



ceiling mounting



trimless mounting



end-cap black aluminum

ACCESSORIES

| version | voltage/current | mounting | finish | code |
|-------------------------------------|-----------------|------------------|--------|----------------|
| Track feeding | 48V | ceiling/trimless | black | MFLEBKALIM |
| Track feeding joint | 48V | ceiling/trimless | black | MFLEBKGIUNTOAL |
| Track flexible joint | 48V | ceiling/trimless | black | MFLEJFONE |
| Ceiling track end-cap | / | ceiling/trimless | black | MFLEEND00NE |
| Ceiling track end-cap hole | / | ceiling/trimless | black | MFLEEND01NE |
| Ceiling track 90° corner | / | ceiling | black | MFLE90C00NE |
| Suspended Clip Alu | / | pendant/ceiling | black | MFLECL00AL |
| Suspension gripper + steel cable | / | pendant | black | MFLESUSP030CR |
| Trimless track 90° corner | / | trimless | black | MFLE90T00NE |
| Trimless track wall corner internal | / | trimless | black | MFLE90T01NE |
| Trimless track wall corner external | / | trimless | black | MFLE90T02NE |
| Trimless track mechanical joint | / | trimless | black | MFLEMJT00NE |
| Trimless track template | / | trimless | black | MFLE00TEMP |

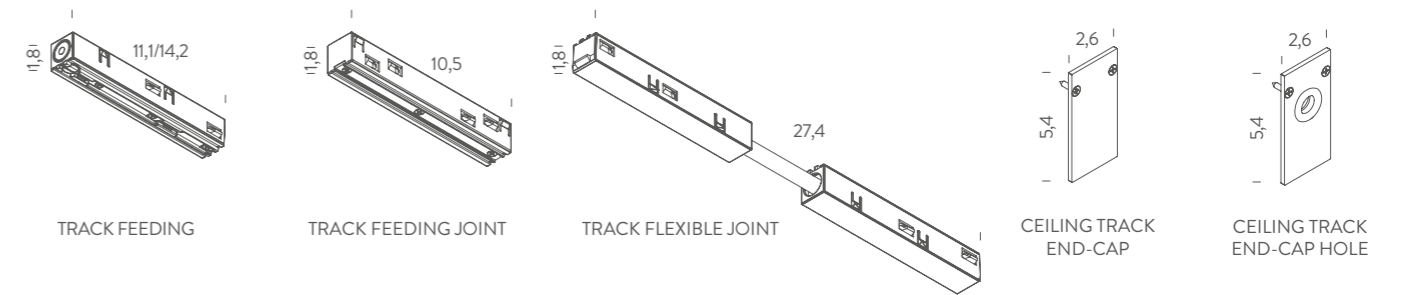
DRIVER

| version | voltage/current | max power | IP | switching | code | dimensions cm |
|---------|---------------------------|-----------|----|-----------|----------------|---------------|
| 48V | IN 100/305VAC - OUT 48VDC | 240W | 67 | ON-OFF | WALIMLED240/48 | 22x6,5x3,5 |

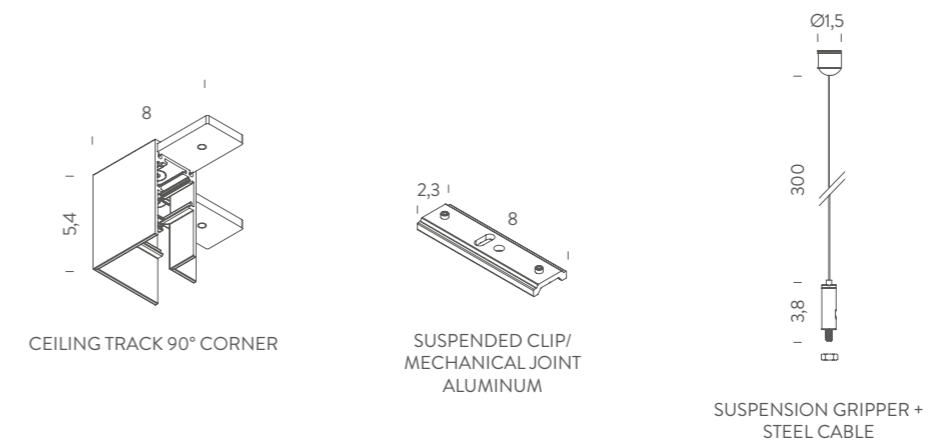
DRIVER BOX

| version | finish | code |
|-----------------------------|--------|-----------|
| 1 driver-1 electrical cable | black | BROSPSINE |

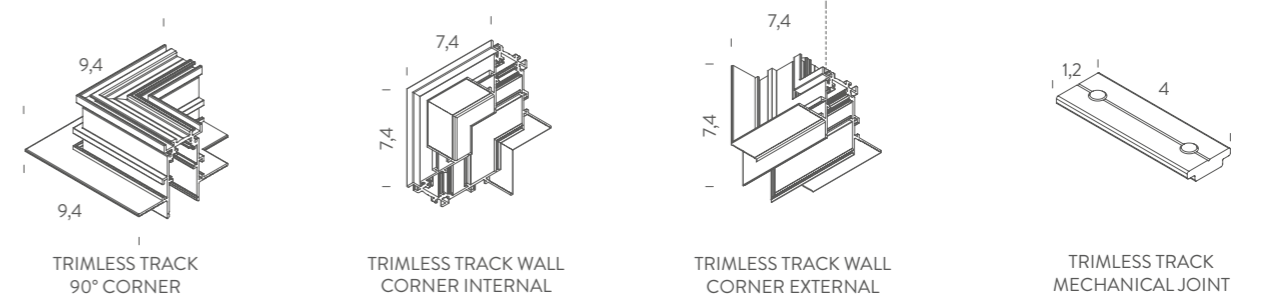
COMPATIBLE WITH CEILING AND TRIMLESS TRACK



COMPATIBLE WITH CEILING TRACK



COMPATIBLE WITH TRIMLESS TRACK

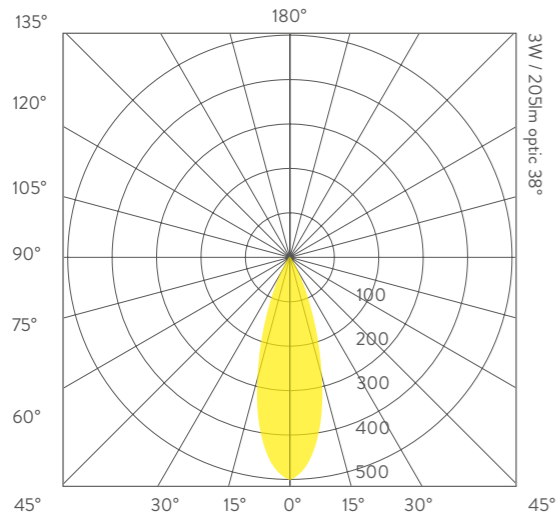




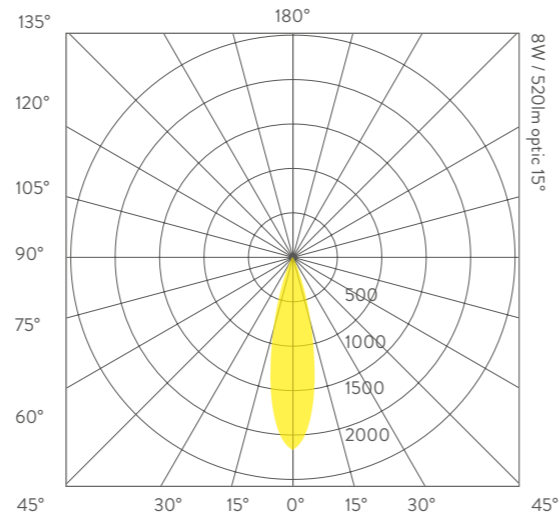
track trimless + dash 30W

track ceiling + spot 8W + dash 30W

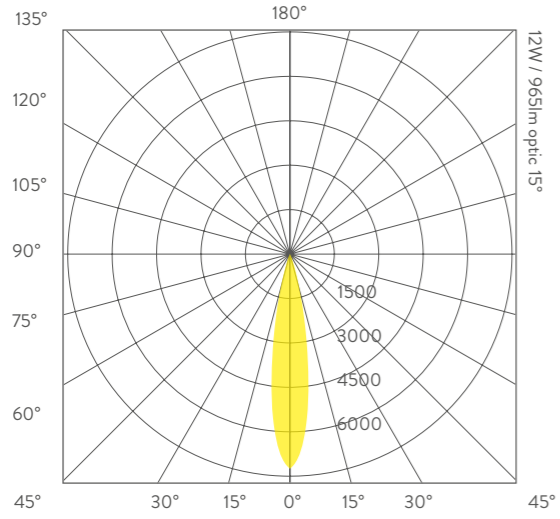
SPOT 3W



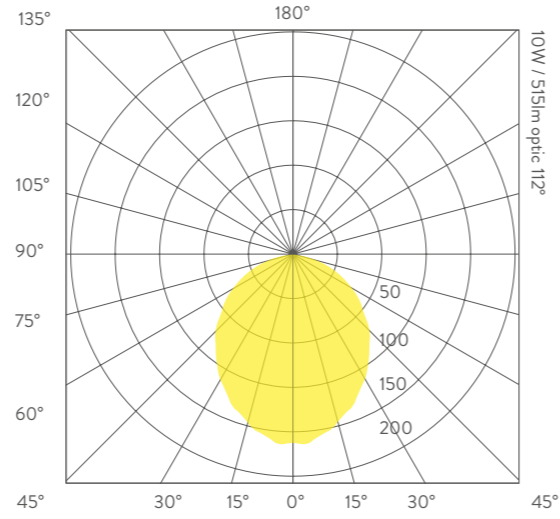
SPOT 8W



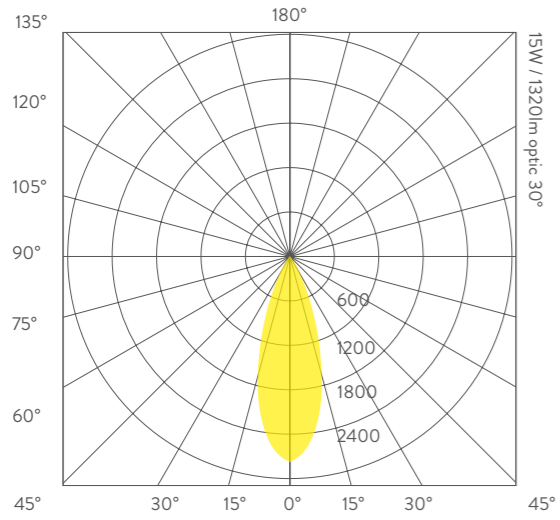
SPOT 12W



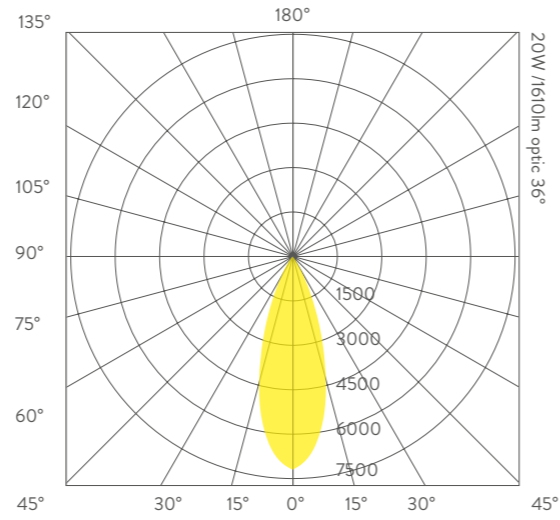
DASH 10W



UGR LINE



UGR FOLD



CO / C180 cd / 1000lm

LUX COLLECTION | NEMO STUDIO

ENG

The LUX collection, characterized by small spots for outdoor applications, is enriched with more powerful versions to meet the need for a more powerful lighting.

The family consists of solutions with ground fixing (LUX SPOT and LUX GARDEN). These two items allow to orient the light, direct the beam and adjust the height of the spot on the rod. LUX SPOT is available in 4,2W and 12W to allow maximum flexibility for several needs. The spotlights proposed for recessed mounting, ceiling and wall (respectively LUX RECESSED, LUX CEILING, LUX SURFACE and LUX W-D/LUX W-S) are solutions designed with fixed optics. LUX RECESSED 12W is ideal for grazing lighting of facades or paths. LUX CEILING and SURFACE 12W constitute the perfect solution for an outdoor downlight application. The recessed version can be installed in plasterboards or wood ceilings and ensures a direct and homogeneous lighting. For a decorative light, the Lux collection offers Lux W in wall-mounted version. Available in a single or double lighting source, the product is enriched with power supply which is included in the base fixed to the wall. The spots of the Lux collection are available in different finishes and with two optics, for a narrow or wide light flow.

DEU

Die LUX-Kollektion, die sich durch Strahler mit kleinen Abmessungen für den Außenbereich auszeichnet, wird durch leistungsstärkere Versionen ergänzt, um den Bedarf an leistungsfähigerer Beleuchtung zu decken. Die Familie besteht aus bodenmontierten Lösungen (LUX SPOT und LUX GARDEN), die es ermöglichen, den Strahler auszurichten, den Lichtstrahl zu lenken und die Höhe des Spots am Mast einzustellen. LUX SPOT ist in 2 Wattstärken erhältlich, 4,2W und 12W, um maximale Flexibilität für unterschiedliche Anforderungen zu ermöglichen. Die für den Einbau, die Decken- und die Wandmontage angebotenen Strahler (LUX RECESSED, LUX CEILING, LUX SURFACE bzw. LUX W-D/LUX W-S) sind dagegen Lösungen mit fester Optik. LUX RECESSED 12W ist ideal für die streifenförmige Beleuchtung von Fassaden oder Wegen. LUX CEILING und SURFACE 12W hingegen sind die perfekte Lösung für eine Downlight-Anwendung im Außenbereich. Er kann in Gipskarton- oder Holzdecken eingebaut werden und sorgt für eine direkte und homogene Beleuchtung. Für dekoratives Licht bietet die Lux-Kollektion die Lux W mit Wandmontage. Erhältlich mit einfachem oder doppeltem Lichtaustritt. Das Produkt wird komplett mit einem Vorschaltgerät geliefert, das in der Wandhalterung enthalten ist. Die Strahler der Lux-Kollektion werden in verschiedenen Ausführungen und mit zwei Optiken angeboten, die für einen konzentrierteren oder breiteren Lichtausstrahlwinkel erhältlich sind.

ITA

La collezione LUX, caratterizzata da spot dalle ridotte dimensioni per applicazioni outdoor, si arricchisce con versioni più potenti per rispondere a necessità di un'illuminazione più performante. La famiglia si compone di soluzioni con fissaggio nel terreno (LUX Surface e LUX GARDEN), che permettono di orientare il faretto e indirizzare il fascio di luce e regolare l'altezza dello spot sull'asta. Lux Spot è fornito in 2 potenze, 4,2W e 12W, per consentire massima flessibilità per differenti esigenze. Rappresentano invece soluzioni con ottica fissa, gli spot proposti per il fissaggio ad incasso, ceiling e wall (rispettivamente LUX Recessed, LUX Ceiling e LUX W-D/LUX W-S). Lux R 12W è ideale per l'illuminazione radente di facciate o di percorsi. Lux Ceiling 12W invece è la soluzione perfetta per un'applicazione downlight in outdoor. Può essere installato in soffitti in cartongesso o legno e garantisce un'illuminazione diretta ed omogenea. Per una luce decorativa, la collezione Lux propone Lux W, con fissaggio a parete e disponibile con emissione luminosa singola o doppia. Il prodotto si completa di alimentatore, incluso nella base che viene fissata a parete. Gli spot della collezione Lux sono proposti in differenti finiture e con due ottiche di 17° o 46° disponibili per un flusso di luce più concentrato o più ampio. Dimmerabili 1-10V e DALI con CRI>90.

FR

La collection LUX, caractérisée par de petits spots pour des applications extérieures, s'enrichit de versions plus puissantes pour répondre au besoin d'éclairage plus performant. La famille se compose de solutions avec fixation au sol (LUX SPOT et LUX GARDEN), qui permettent d'orienter le spot et de diriger le faisceau lumineux et de régler la hauteur du spot sur la tige. LUX SPOT est fourni en 2 puissances, 4,2W et 12W, pour permettre une flexibilité maximale pour différents besoins. En revanche les spots proposés pour la fixation à encastrer, au plafond et au mur (respectivement LUX RECESSED, LUX CEILING, LUX SURFACE et LUX W-D / LUX W-S) représentent des solutions à optique fixe. LUX RECESSED 12W est idéal pour l'éclairage rasant des façades ou des allées. LUX CEILING et SURFACE 12W, d'autre part, sont la solution parfaite pour une application extérieure downlight. Il peut être installé dans des plafonds en placo ou en bois et garantit un éclairage direct et homogène. Pour l'éclairage décoratif, la collection Lux propose Lux W, avec fixation murale et disponible en mono ou double émission lumineuse. Le driver est intégré dans la base qui se fixe au mur. Les spots de la collection Lux sont proposés en différentes finitions et avec deux optiques, disponibles pour un flux de lumière plus concentré ou plus large.



LUX GARDEN

| voltage/current | max power | source | flux | mounting | optic | switching | CCT | finish | code |
|-----------------|-----------|----------|-------|----------|----------------|----------------|----------------|--------|----------------|
| 350mA | 4,2W | LED spot | 366lm | ground | 17° | acc. to driver | 3000K | grey | BLUG3001N21WAA |
| | | | 372lm | 46° | BLUG3001F21WAA | | | | |
| | | | 366lm | 17° | 4000K | | | | BLUG3001N21NAA |
| | | | 372lm | 46° | | BLUG3001F21NAA | | | |
| | | | 366lm | 17° | 3000K | black | BLUG3001N21WAN | | |
| | | | 372lm | 46° | | BLUG3001F21WAN | | | |
| | | | 366lm | 17° | 4000K | | BLUG3001N21NAN | | |
| | | | 372lm | 46° | | BLUG3001F21NAN | | | |
| | | | 366lm | 17° | 3000K | green | BLUG3001N21WVE | | |
| | | | 372lm | 46° | | BLUG3001F21WVE | | | |
| | | | 366lm | 17° | 4000K | | BLUG3001N21NVE | | |
| | | | 372lm | 46° | | BLUG3001F21NVE | | | |

note driver not included, cable length 2m, compatible control: 1-10V, DALI, DMX, Casambi, series connection, CRI > 90

customizations CCT 2700K

IP67

LUX GARDEN DRIVER

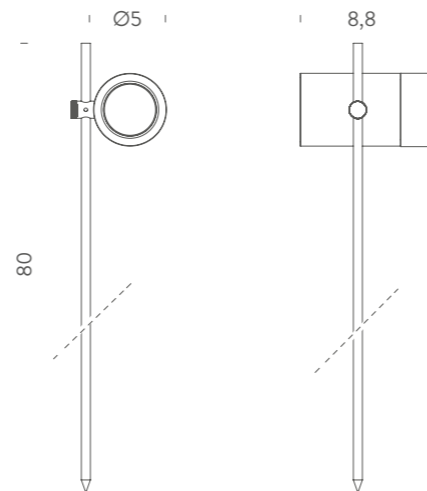
| version | voltage/current | max power | IP | switching | dimensions cm | code |
|-------------|-----------------|-----------|----|----------------|---------------|-----------------|
| for 2 spots | 350mA | 12W | 20 | ON-OFF | 9,8x3,3x2,2 | WALIMLED08350 |
| for 3 spots | | 17W | | dimnable 1-10V | 10,3x6,7x2,1 | WALI/DIMM/JOLLY |
| | | 16W | 67 | ON-OFF | 14x3x2,2 | WALIMLED12350IP |
| for 5 spots | | 25W | 20 | | 12,4x7,9x2,2 | WALI/MAXI/JOLLY |
| for 5 spots | | 25W | 20 | | 12,4x7,9x2,2 | WALI/DALI/JOLLY |

note for outdoor installation IP connection system not included



grey

green



Lux Garden



Lux Spot 4,2W

LUX SPOT

| voltage/current | max power | source | flux | mounting | optic | switching | CCT | finish | code |
|-----------------|-----------|----------|-------|----------|-------|---------------------|----------------|----------------|----------------|
| 350mA | 4,2W | LED spot | 366lm | surface | 17° | according to driver | 3000K | grey | BLUS1801N21WAA |
| | | | 372lm | | 46° | | | | BLUS1801F21WAA |
| | | | 366lm | | 17° | 4000K | BLUS1801N21NAA | | |
| | | | 372lm | | 46° | | BLUS1801F21NAA | | |
| | | | 366lm | | 17° | 3000K | black | BLUS1801N21WAN | |
| | | | 372lm | | 46° | | BLUS1801F21WAN | | |
| | | | 366lm | | 17° | 4000K | | BLUS1801N21NAN | |
| | | | 372lm | | 46° | | BLUS1801F21NAN | | |

note cable length 2m, peg BLUXSPEG not included, driver not included. Compatible control: 1-10V, DALI, DMX, Casambi, series connection, CRI > 90

customizations CCT 2700K

IP67

LUX SPOT DRIVER


| version | voltage/current | max power | IP | switching | dimensions cm | code |
|-------------|-----------------|-----------|----|----------------|---------------|------------------|
| for 2 spots | 350mA | 12W | 20 | ON-OFF | 9,8x3,3x2,2 | WALIMLED08350 |
| for 3 spots | | 17W | | | 12,2x3,8x2,4 | WALIMLED12350 |
| | | 15W | | dimnable 1-10V | 10,3x6,7x2,1 | WALI/DIMM/JOLLY |
| | | 16W | 67 | ON-OFF | 14x3x2,2 | WALIMLED12350IP |
| for 5 spots | | 25W | 20 | | 12,4x7,9x2,2 | WALI/MAXII/JOLLY |
| for 5 spots | | 25W | 20 | | 12,4x7,9x2,2 | WALI/DALI/JOLLY |

note for outdoor installation IP connection system not included

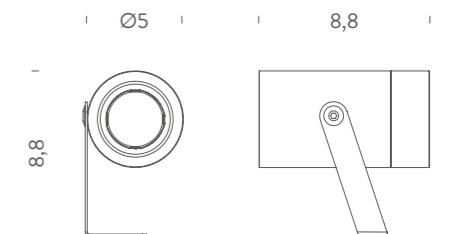


ACCESSORIES

| version | finish | dimensions cm | code |
|----------------|--------|---------------|----------|
| PEG for 1 spot | black | 19x3x2 | BLUXSPEG |



orientable spot

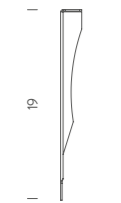


LUX SPOT

| voltage/current | max power | source | flux | mounting | optic | switching | CCT | finish | code |
|-----------------|-----------|----------|--------|----------|-------|---------------------|-------|--------|----------------|
| 350mA | 12W | LED spot | 1040lm | surface | 14° | according to driver | 2700K | grey | BLUS1801N43DAA |
| | | | 900lm | | 53° | | | | BLUS1801H43DAA |
| | | | 1100lm | | 14° | | 3000K | | BLUS1801N43WAA |
| | | | 950lm | | 53° | | | | BLUS1801H43WAA |
| | | | 1200lm | | 14° | | 4000K | | BLUS1801N43NAA |
| | | | 1050lm | | 53° | | | | BLUS1801H43NAA |
| | | | 1040lm | | 14° | | 2700K | black | BLUS1801N43DAN |
| | | | 900lm | | 53° | | | | BLUS1801H43DAN |
| | | | 1100lm | | 14° | | 3000K | | BLUS1801N43WAN |
| | | | 950lm | | 53° | | | | BLUS1801H43WAN |
| | | | 1200lm | | 14° | | 4000K | | BLUS1801N43NAN |
| | | | 1050lm | | 53° | | | | BLUS1801H43NAN |

note cable length 2m, BLUXSPEG and BLUXHC66 not included, driver not included. Compatible control: 1-10V, DALI, TRIAC series connection, CRI >90

IP67



ACCESSORIES

| version | finish | dimensions cm | code |
|-----------------|--------|---------------|----------|
| PEG for 1 spot | black | 19x3x2 | BLUXSPEG |
| honeycom filter | black | Ø6,6 | BLUXHC66 |

note the filter has to be ordered together with spot


LUX SPOT DRIVER

| version | voltage/current | max power | IP | switching | dimensions cm | code |
|------------|-----------------|-----------|----|-----------|---------------|-----------------|
| for 1 spot | 350mA | 16W | 67 | ON-OFF | 14x3x2,2 | WALIMLED12350IP |


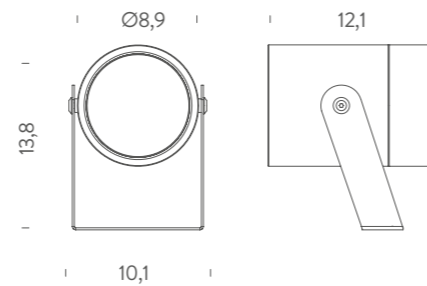
note for outdoor installation IP connection system not included



black



grey



Lux Spot 12W



Lux Recessed

LUX RECESSED

| voltage/current | max power | source | flux | mounting | optic | switching | CCT | finish | code |
|-----------------|-----------|----------|--------|----------|----------------|---------------------|----------------|--------|----------------|
| 350mA | 12W | LED spot | 1040lm | recessed | 14° | according to driver | 2700K | grey | BLUR1901N43DAA |
| | | | 900lm | | 53° | | | | BLUR1901H43DAA |
| | | | 1100lm | 14° | 3000K | BLUR1901N43WAA | | | |
| | | | 950lm | 53° | BLUR1901H43WAA | | | | |
| | | | 1200lm | 14° | 4000K | BLUR1901N43NAA | | | |
| | | | 1050lm | 53° | BLUR1901H43NAA | | | | |
| | | | 1040lm | 14° | 2700K | black | BLUR1901N43DAN | | |
| | | | 900lm | 53° | BLUR1901H43DAN | | | | |
| | | | 1100lm | 14° | 3000K | BLUR1901N43WAN | | | |
| | | | 950lm | 53° | BLUR1901H43WAN | | | | |
| | | | 1200lm | 14° | 4000K | BLUR1901N43NAN | | | |
| | | | 1050lm | 53° | BLUR1901H43NAN | | | | |

note cable length 2m, BLUXR12BOX and BLUXHC66 not included, driver not included. Compatible control: 1-10V, DALI, TRIAC, series connection, CRI > 90

IP67

ACCESSORIES

| version | finish | dimensions cm | code |
|-------------------------|--------|---------------|------------|
| recessed box for 1 spot | black | 11x12 | BLUXR12BOX |
| honeycomb filter | black | Ø6,6 | BLUXHC66 |

note installation box not IP rated, the filter has to be ordered together with spot

LUX RECESSED DRIVER

| version | voltage/current | max power | IP | switching | dimensions cm | code |
|------------|-----------------|-----------|----|-----------|---------------|-----------------|
| for 1 spot | 350mA | 16W | 67 | ON-OFF | 14x3x2,2 | WALIMLED12350IP |

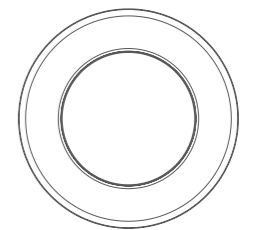
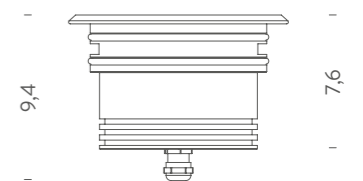
note for outdoor installation IP connection system not included



black



grey



Ø12,4



Lux Ceiling

LUX CEILING

| voltage/current | max power | source | flux | mounting | optic | switching | CCT | finish | code |
|-----------------|-----------|----------|--------|----------|----------------|---------------------|----------------|--------|----------------|
| 350mA | 12W | LED spot | 1040lm | recessed | 14° | according to driver | 2700K | grey | BLUC0201N43DAA |
| | | | 900lm | | 53° | | | | BLUC0201H43DAA |
| | | | 1100lm | 14° | 3000K | BLUC0201N43WAA | | | |
| | | | 950lm | 53° | BLUC0201H43WAA | | | | |
| | | | 1200lm | 14° | 4000K | BLUC0201N43NAA | | | |
| | | | 1050lm | 53° | BLUC0201H43NAA | | | | |
| | | | 1040lm | 14° | 2700K | black | BLUC0201N43DAN | | |
| | | | 900lm | 53° | BLUC0201H43DAN | | | | |
| | | | 1100lm | 14° | 3000K | BLUC0201N43WAN | | | |
| | | | 950lm | 53° | BLUC0201H43WAN | | | | |
| | | | 1200lm | 14° | 4000K | BLUC0201N43NAN | | | |
| | | | 1050lm | 53° | BLUC0201H43NAN | | | | |

note cable length 1m, driver not included. Compatible control: 1-10V, DALI, TRIAC, series connection, CRI > 90

customizations

◆ IP65

LUX CEILING DRIVER

| version | voltage/current | max power | IP | switching | dimensions cm | code |
|------------|-----------------|-----------|----|-----------|---------------|-----------------|
| for 1 spot | 350mA | 16W | 67 | ON-OFF | 14x3x2,2 | WALIMLED12350IP |

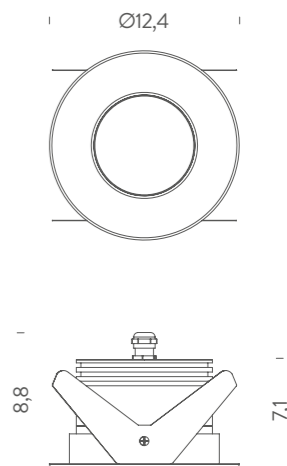
note for outdoor installation IP connection system not included



black



grey



LUX SURFACE

| voltage/current | max power | source | flux | mounting | optic | switching | CCT | finish | code |
|-----------------|-----------|----------|--------|-----------------|-------|-----------|-------|--------|----------------|
| 220/240V | 13,5W | LED spot | 1040lm | ceiling surface | 14° | ON-OFF | 2700K | grey | BLUC0901N43DAA |
| | | | 900lm | | 53° | | | | BLUC0901H43DAA |
| | | | 1100lm | | 14° | | 3000K | | BLUC0901N43WAA |
| | | | 950lm | | 53° | | | | BLUC0901H43WAA |
| | | | 1200lm | | 14° | | 4000K | | BLUC0901N43NAA |
| | | | 1050lm | | 53° | | | | BLUC0901H43NAA |
| | | | 1040lm | | 14° | | 2700K | black | BLUC0901N43DAN |
| | | | 900lm | | 53° | | | | BLUC0901H43DAN |
| | | | 1100lm | | 14° | | 3000K | | BLUC0901N43WAN |
| | | | 950lm | | 53° | | | | BLUC0901H43WAN |
| | | | 1200lm | | 14° | | 4000K | | BLUC0901N43NAN |
| | | | 1050lm | | 53° | | | | BLUC0901H43NAN |

note driver included, CRI > 90


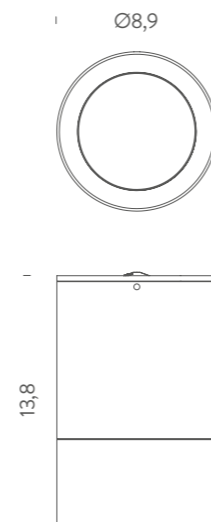
IP65



grey



black



Lux Surface



Lux W-D

LUX W-D

| <i>voltage/current</i> | <i>max power</i> | <i>source</i> | <i>flux</i> | <i>mounting</i> | <i>optic</i> | <i>switching</i> | <i>CCT</i> | <i>finish</i> | <i>code</i> |
|------------------------|------------------|---------------|-------------|-----------------|--------------|------------------|------------|----------------|----------------|
| 220/240V | 8,4W | LED spot | 732lm | wall | 17° | ON-OFF | 3000K | grey | BLUW4102N21WAA |
| | | | | | 46° | | | BLUW4102F21WAA | |
| | | | 744lm | | 17° | | 4000K | BLUW4102N21NAA | |
| | | | | | 46° | | | BLUW4102F21NAA | |
| | | | 732lm | | 17° | | 3000K | black | BLUW4102N21WAN |
| | | | | | 46° | | | BLUW4102F21WAN | |
| | | | 744lm | | 17° | | 4000K | BLUW4102N21NAN | |
| | | | | | 46° | | | BLUW4102F21NAN | |

note driver included, combination of different optics on demand, CRI > 90

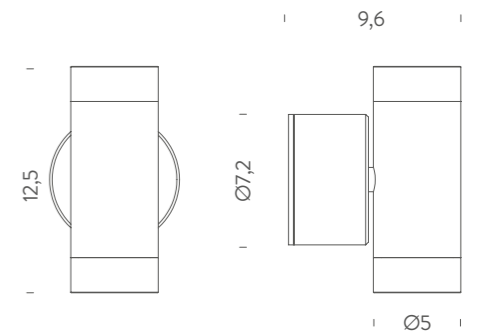
☐ IP65




black



grey





Lux W-S, custom finish

LUX W-S

| voltage/current | max power | source | flux | mounting | optic | switching | CCT | finish | code |
|-----------------|-----------|----------|-------|----------|-------|-----------|-------|----------------|----------------|
| 220/240V | 4,2W | LED spot | 366lm | wall | 17° | ON-OFF | 3000K | grey | BLUW4101N21WAA |
| | | | 372lm | | 46° | | | BLUW4101F21WAA | |
| | | | 366lm | wall | 17° | ON-OFF | 4000K | grey | BLUW4101N21NAA |
| | | | 372lm | | 46° | | | | BLUW4101F21NAA |
| | | | 366lm | wall | 17° | ON-OFF | 3000K | black | BLUW4101N21WAN |
| | | | 372lm | | 46° | | | BLUW4101F21WAN | |
| | | | 366lm | wall | 17° | ON-OFF | 4000K | black | BLUW4101N21NAN |
| | | | 372lm | | 46° | | | | BLUW4101F21NAN |

note driver included, CRI > 90

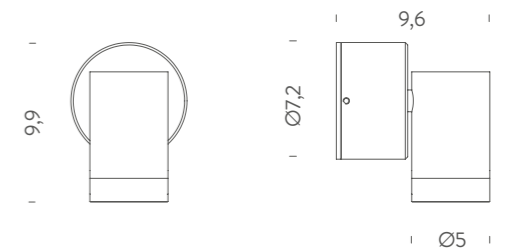
☐ IP65



black



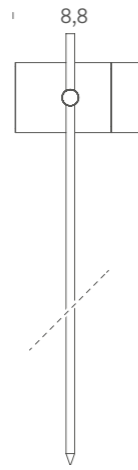
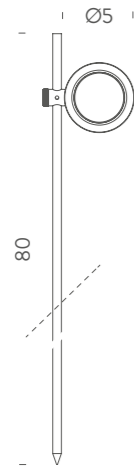
grey



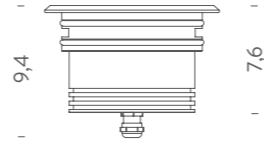
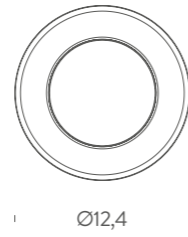


Lux W-S, custom finish

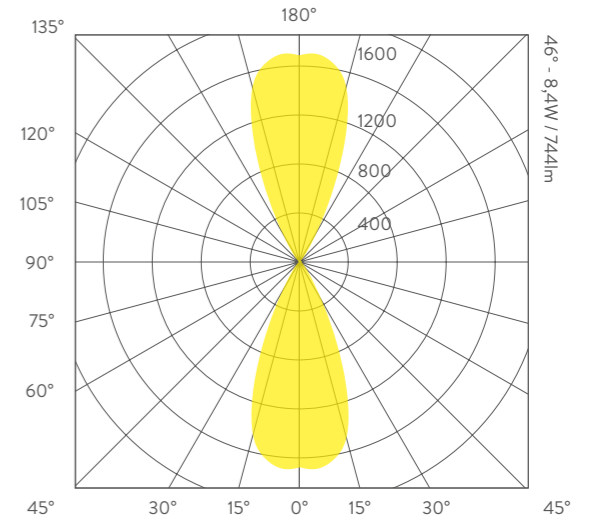
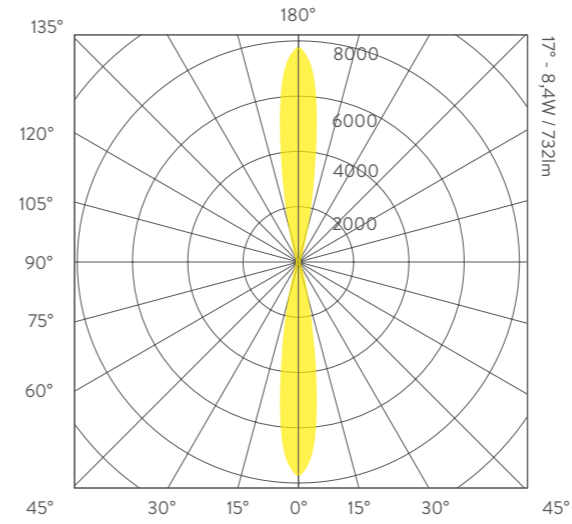
LUX GARDEN



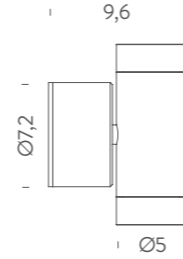
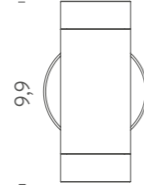
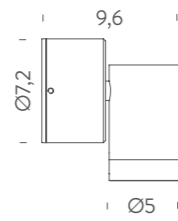
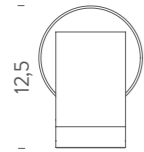
LUX RECESSED



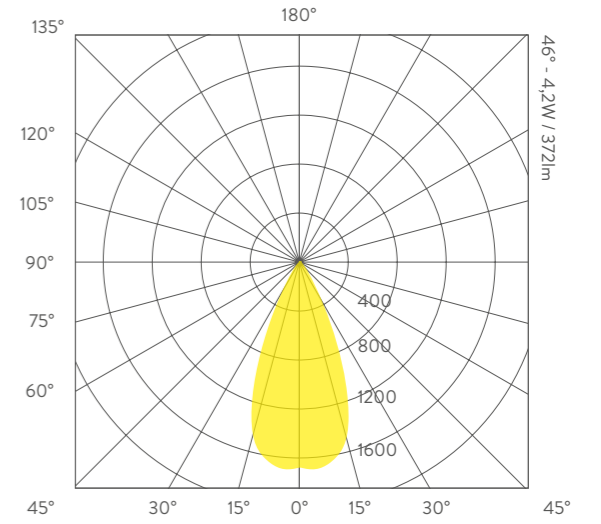
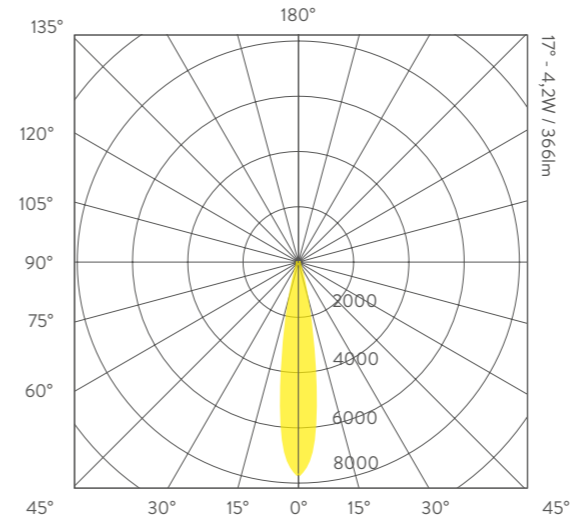
LUX W-D



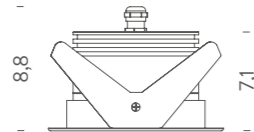
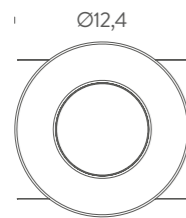
LUX W-S | W-D



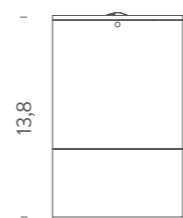
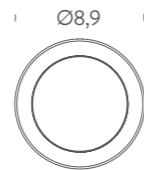
LUX GARDEN | LUX SPOT | LUX W-S



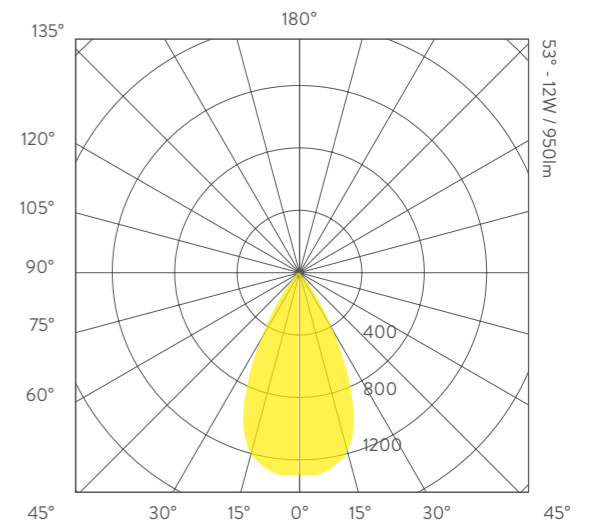
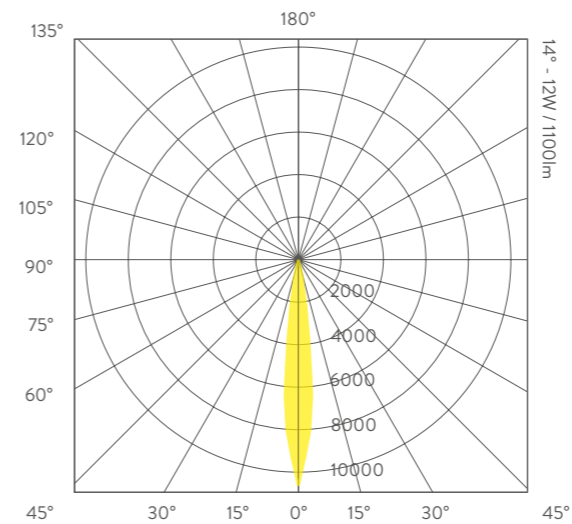
LUX CEILING



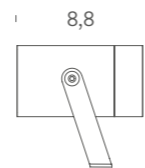
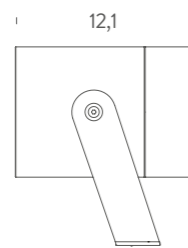
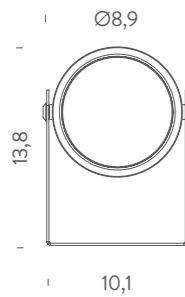
LUX SURFACE



LUX CEILING-SURFACE | LUX RECESSED | LUX SPOT



LUX SPOT



CO / C180 cd / 1000lm

GENERAL INFORMATION

Nemo and Nemo Studio's goal is to propose cutting-edge technological solutions, also through a constant updating process. By definition, technology is changing and continuously evolving. To ensure the consultation of the latest product data, we recommend referring to the information available on our website www.nemolighting.com. This document was drafted in September 2022. It replaces and updates any other publication in relation to the listed products.

Obiettivo di Nemo e Nemo Studio è quello di proporre soluzioni tecnologiche all'avanguardia, anche tramite un continuo e costante processo di aggiornamento. Per definizione la tecnologia è mutevole ed in costante evoluzione. Sugeriamo, per assicurare la consultazione delle informazioni più recenti sui prodotti, di verificare quelle disponibili sul nostro sito www.nemolighting.com. Questo documento è stato redatto a Settembre 2022. Sostituisce ed aggiorna qualsiasi altra pubblicazione in relazione ai prodotti elencati.

Das Ziel von Nemo und Nemo Studio ist die Entwicklung von technologischen Lösungen auf dem neuesten Stand, auch durch einen ständigen Aktualisierungsprozess. Die Technik entwickelt sich ständig weiter. Um die aktuellsten Produktunterlagen einzusehen, empfehlen wir, sich auf die Informationen auf unserer Website www.nemolighting.com zu beziehen. Dieses Dokument wurde im September 2022 verfasst. Es ersetzt und aktualisiert alle anderen Veröffentlichungen in Bezug auf die aufgeführten Produkte.

L'objectif de Nemo et Nemo Studio est de proposer des solutions technologiques de pointe, également à travers un processus de mise à jour constante. Par définition, la technologie évolue et change continuellement. Ce document a été rédigé en Septembre 2022. Pour garantir la consultation des dernières données produits, nous vous recommandons de vous référer aux informations disponibles sur notre site www.nemolighting.com. Remplace et met à jour toute autre publication en relation avec les produits listés.

This document supersedes and updates all previous catalogues and publications in relation to the products listed here in.

Questa pubblicazione sostituisce ed aggiorna i precedenti cataloghi con riferimento ai prodotti elencati.



The updated list of UL and ETL marked products and relevant technical information are available on the website: nemolighting.com/usa/

NEMO | NEMO^{STUDIO}

NEMO HEAD OFFICE

Viale Brianza, 30,
20823 Lentate s/S - ITALY
Tel +39 0362 166 050 0
info@nemolighting.com

SHOWROOM MILANO

Corso Monforte 19/A,
20122 Milan
Tel +39 02 970 703 40
monforte@nemolighting.com

NEMO STUDIO

Strada Borgata Paradiso, 20
10036 Settimo Torinese - ITALY
Tel. +39 011 765 73 01
nemostudio@nemolighting.com

NEMO BORGONUOVO 19

Via Borgonuovo 19,
20121 Milan
studio@nemolighting.com

NEMO FRANCE | NEMO GALERIE PARIS

44, Rue du Bac
75007 Paris
Tel +33 (0) 1 40 20 47 69
Tel +33 (0) 1 486 300 77
ruedubac@nemolighting.fr
france@nemolighting.fr
nemolighting.com/fra/

NEMO USA

625 Jersey Avenue, Unit 7
New Brunswick, NJ 08901
Tel 800 734 5858
usa@nemolighting.com
nemolighting.com/usa/

PHOTOS

Marcello Perego
Max Zambelli

LOCATION

Private Residence, Milan (Italy)
Nemo BORGONUOVO 19, via Borgonuovo 19, Milan (Italy)
Private Residence, Paris (France)

EDITION

September 2022

PRINTED BY

ABC Tipografia - Calenzano (FI)

Scan the code for Terms and Conditions



For more info visit our website



